



蜡烛图交易迷思 | 反转信号 Hammer 是否能抓到反转? 我们测试了股票市场



SAM, PowerUpGammas



Hammer

下降行情，阴阳皆可，实体小，下影长

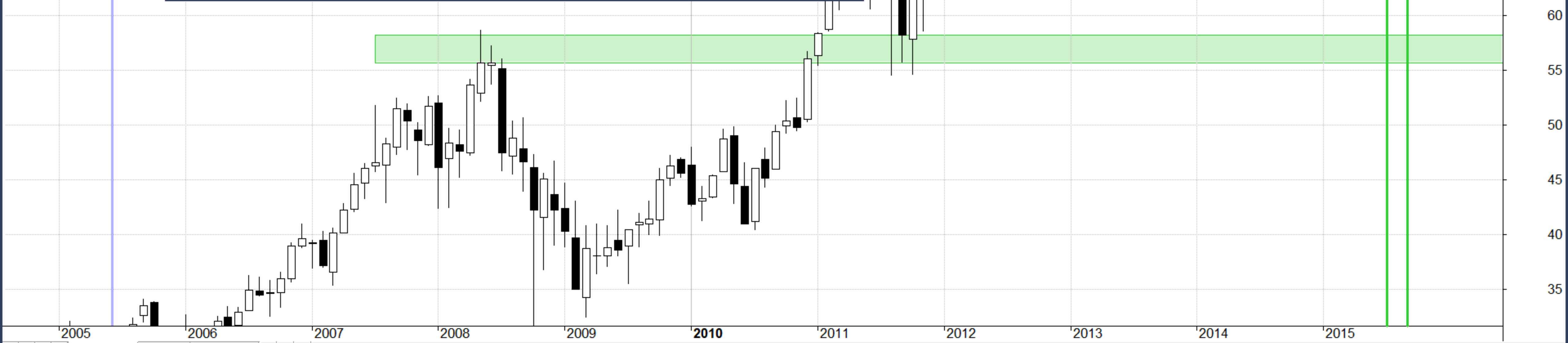
A hammer is a price pattern in candlestick charting that occurs when a security trades significantly lower than its opening, but rallies within the period to close near the opening price. This pattern forms a hammer-shaped candlestick, in which the lower shadow is at least twice the size of the real body.

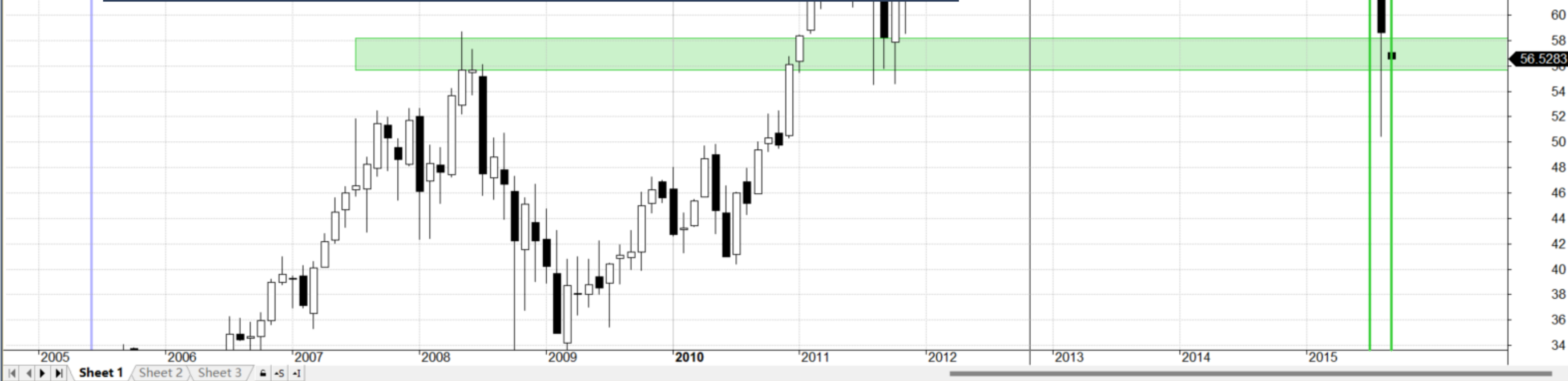
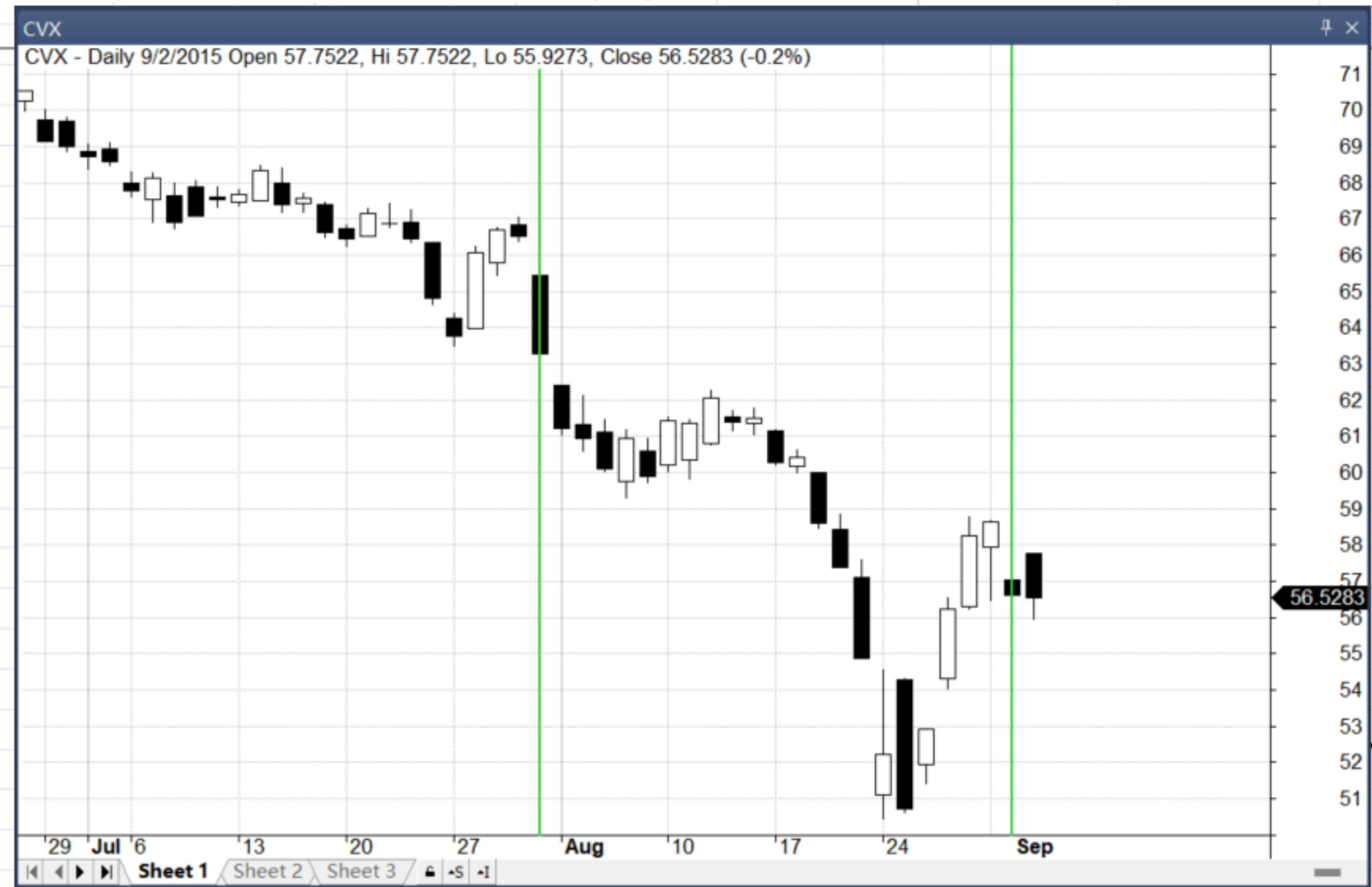
Source : Investopedia / Bloomberg Visual Guide to Candlestick Charting



定量识别条件:

1. 实体：振幅 $< 1/3$
2. 下影线：振幅 $> 1/2$
3. 下影线：实体 $> 2 \gg \gg 0.11\%$
4. 大于1倍平均值
5. 明显下降







Hammer

下降行情，阴阳皆可，实体小，下影长

A hammer is a price pattern in candlestick charting that occurs when a security trades significantly lower than its opening, but rallies within the period to close near the opening price. This pattern forms a hammer-shaped candlestick, in which the lower shadow is at least twice the size of the real body.

Source : Investopedia / Bloomberg Visual Guide to Candlestick Charting

Does It Work?

测试股票市场

Jan. 2010 ~ May. 2023, Daily Time Frame

(1) S&P 500

(2) 出现信号收盘做多

(3) 持有1 / 3 / 5 / 7 个交易日

(4) 对照组:

a. 剔除蜡烛图要求直接入场

b. 同样市场环境，收阴线入场

* 不考虑交易手续费



测试股票市场

Jan. 2010 ~ May. 2023, Daily Time Frame

| #Data Point | # Filtered | Rate |
|-------------|------------|-------|
| 2,414,062 | 6,953 | 0.29% |

| 1-D Hold | Avg%P/L | %Winner | 3-D Hold | Avg%P/L | %Winner |
|---------------|---------|---------|---------------|---------|---------|
| S&P 500 成分股 | -0.15% | 51.80% | S&P 500 成分股 | -0.28% | 52.13% |
| Benchmark (a) | 0.02% | 53.96% | Benchmark (a) | 0.16% | 53.86% |
| Benchmark (b) | 0.03% | 54.30% | Benchmark (b) | 0.18% | 54.12% |

| 5-D Hold | Avg%P/L | %Winner | 7-D Hold | Avg%P/L | %Winner |
|---------------|---------|---------|---------------|---------|---------|
| S&P 500 成分股 | 0.21% | 55.89% | S&P 500 成分股 | 0.10% | 55.84% |
| Benchmark (a) | 0.32% | 54.31% | Benchmark (a) | 0.44% | 54.76% |
| Benchmark (b) | 0.33% | 54.24% | Benchmark (b) | 0.45% | 54.91% |

你可以思考:

关于这个蜡烛形态的流言是否可以终结 Or,
这个蜡烛图形态存在些许 (或巨大) 市场优 Or,
优势是否可以覆盖手续费。。。

FREE TUTORIAL



DEMYSTIFY: HAMMER

WWW.POWERUPGAMMAS.COM | 金融市场观 · 期权 · 定量

PowerUpGammmas School

细微处见真章



我们给你的不是一堆结论，而是逻辑；
不仅告诉你表面事实，而是强调背后原理。
你接受的一切信息，将构成你的思维方式；
不成体系的知识，将最终遗忘。

进入PowerUpGammmas School

