



卖出（看跌）期权，这些标的更安全

学会利用数据驱动交易

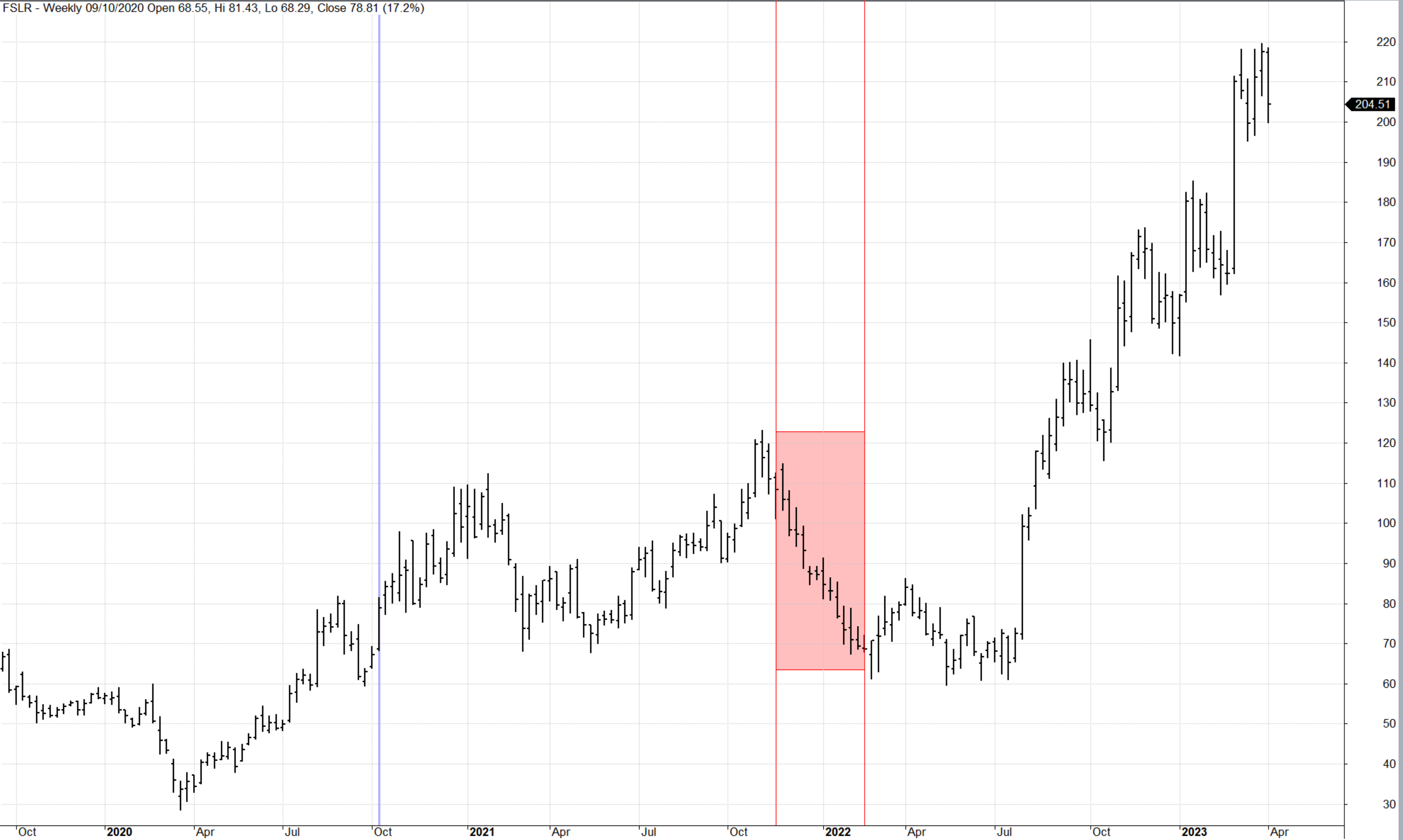


SAM, PowerUpGammas



我该选择什么标的卖出（看跌）期权

- **Technical Analysis? —— Might be**
 - 不跳大神的地方：Bank trading desk
 - Not fool you with cherry-picking cases
 - 大部分经验（盘感）在数据面前微不足道。数据驱动的交易将更加削弱前者的效用。
- **你还可以利用数据支撑的结论——如果你想做严肃的交易者**
- **或者你可以基于数据支撑的结论跳大神——It is fine approach**





FREE TUTORIAL



PICK OPTION UNDERLYING

WWW.POWERUPGAMMAS.COM

DJIA 成份股评分表

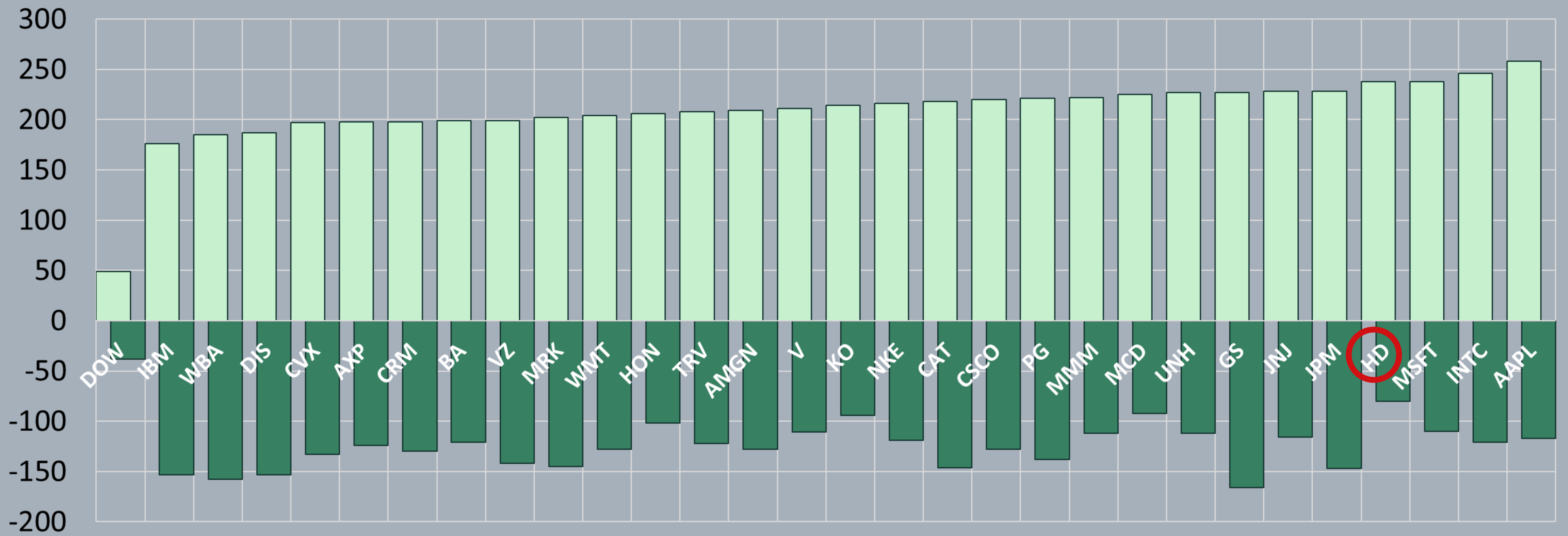
	A	B	C	D	E	F	G	H	I	J	K	L	M	N	O	P	Q	R	S
43	Streak Counter	1	2	3	4	5	6	7	8	9	10	11	12	13	14	18	20	21	总计
44	AAPL	73	35	25	9	12	4	2	5	1	-	-	-	-	-	-	-	-	166
45	AMGN	90	40	24	13	3	4	3	2	1	-	-	-	-	-	-	-	-	180
46	AXP	84	49	26	10	6	4	1	-	1	1	-	-	-	-	-	-	-	182
47	BA	83	50	24	9	13	3	-	1	-	-	-	-	-	-	-	-	-	183
48	CAT	75	41	22	18	8	4	1	-	1	-	-	-	-	-	-	-	-	170
49	CRM	88	45	22	14	4	3	2	-	-	1	-	-	-	1	-	-	-	180
50	CSCO	81	39	24	17	6	6	2	-	-	-	-	-	-	-	-	-	-	175
51	CVX	84	45	17	17	6	5	-	1	-	1	-	-	-	-	-	-	-	176
52	DIS	91	40	25	7	9	3	3	-	-	-	-	-	-	-	-	-	-	178
53	DOW	20	20	7	4	1	-	1	-	-	-	-	-	-	-	-	-	-	53
54	GS	85	27	26	13	9	3	2	-	1	-	1	-	-	-	-	-	-	167
55	HD	89	38	27	12	5	5	-	1	2	1	-	-	-	-	1	-	-	181
56	HON	91	45	22	8	6	4	2	5	-	-	-	-	-	-	-	-	-	183
57	IBM	88	48	17	12	9	1	1	-	1	1	-	-	-	-	-	-	-	178
58	INTC	76	33	32	18	7	-	1	2	-	2	-	-	-	-	-	-	-	171
59	JNJ	83	38	31	7	3	4	2	2	2	-	-	-	-	-	-	1	-	173
60	JPM	87	29	26	13	10	4	1	1	1	-	-	-	-	-	-	-	-	172
61	KO	71	58	31	12	6	2	2	1	1	-	-	-	-	-	-	-	-	184
62	MCD	80	46	17	15	11	1	1	2	1	-	-	-	-	-	-	-	1	175
63	MMM	82	41	24	10	7	5	1	1	2	-	-	1	-	-	-	-	-	174
64	MRK	81	44	28	13	9	2	-	-	1	-	-	-	-	-	-	-	-	178
65	MSFT	78	40	22	12	10	4	3	-	1	2	-	-	-	-	-	-	-	172
66	NKE	93	34	18	17	3	5	2	1	3	-	-	-	-	-	-	-	-	176
67	PG	80	42	24	10	7	2	3	-	2	1	-	-	1	-	-	-	-	172
68	TRV	89	42	14	9	11	4	3	1	1	-	-	-	1	-	-	-	-	175
69	UNH	74	46	25	19	7	-	1	2	2	-	-	-	-	-	-	-	-	176
70	V	90	45	29	11	9	3	1	-	-	1	-	-	-	-	-	-	-	189
71	VZ	83	44	16	15	6	2	4	-	-	1	1	-	-	-	-	-	-	172
72	WBA	85	43	28	9	6	2	2	-	1	-	-	-	-	-	-	-	-	176
73	WMT	89	42	22	14	4	4	3	1	1	-	-	-	-	-	-	-	-	180

	A	B	C	D	E	F	G	H	I	J	K	L
39	Streak Counter	1	2	3	4	5	6	7	8	9	12	总计
40	AAPL	96	41	16	7	2	-	1	3	-	-	166
41	AMGN	102	41	24	8	1	2	1	-	-	-	179
42	AXP	108	40	20	10	3	-	-	-	1	-	182
43	BA	113	38	15	13	2	1	-	1	-	-	183
44	CAT	97	37	19	7	4	4	-	1	1	-	170
45	CRM	102	43	18	12	3	1	1	-	-	-	180
46	CSCO	102	41	15	10	2	2	3	-	-	-	175
47	CVX	94	47	19	10	3	-	-	-	1	1	175
48	DIS	97	42	25	11	1	2	-	1	1	-	180
49	DOW	28	16	4	3	-	-	2	-	-	-	53
50	GS	82	40	26	11	5	2	1	-	-	-	167
51	HD	109	49	17	6	1	-	-	-	-	-	182
52	HON	106	48	19	7	2	-	1	-	-	-	183
53	IBM	101	38	22	11	5	3	-	-	-	-	180
54	INTC	87	49	22	8	2	1	1	-	-	-	170
55	JNJ	99	44	16	11	3	-	-	-	1	-	174
56	JPM	89	40	26	10	3	1	-	1	-	-	170
57	KO	114	41	18	6	2	1	-	-	-	-	182
58	MCD	93	55	19	3	2	1	1	-	-	-	174
59	MMM	91	52	21	4	3	3	-	-	-	-	174
60	MRK	103	36	20	14	2	2	1	-	-	-	178
61	MSFT	93	45	22	7	2	1	-	-	-	-	170
62	NKE	94	51	20	5	5	-	2	-	-	-	177
63	PG	95	38	22	9	6	1	-	-	-	-	171
64	TRV	98	46	18	9	1	2	1	1	-	-	176
65	UNH	101	43	22	3	3	2	1	-	-	-	175
66	V	122	34	24	7	1	1	-	-	-	-	189
67	VZ	88	46	25	7	3	4	-	-	-	-	173
68	WBA	85	46	30	11	1	2	1	-	-	-	176
69	WMT	103	42	19	10	5	1	-	-	-	-	180



Streak Move Propensity - DJIA (Weekly)

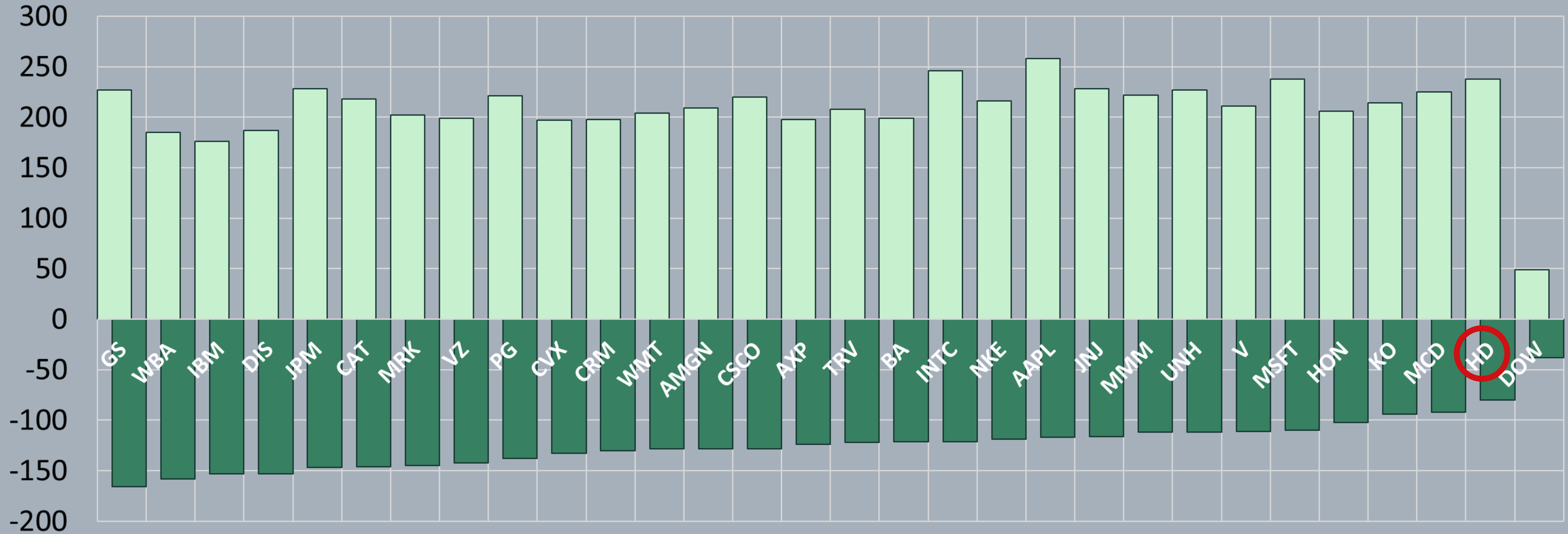
StreakUpScore StreakDownScore

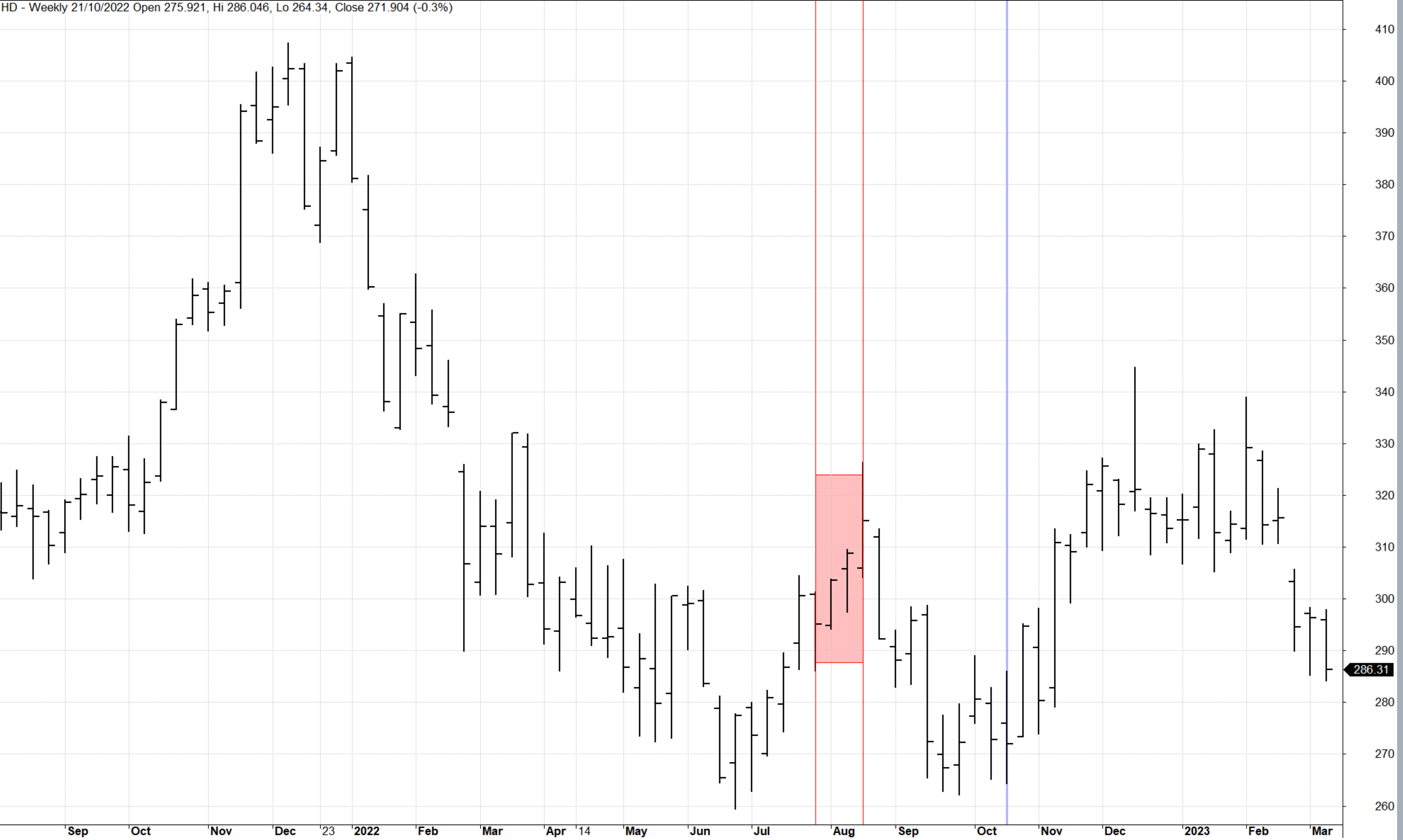


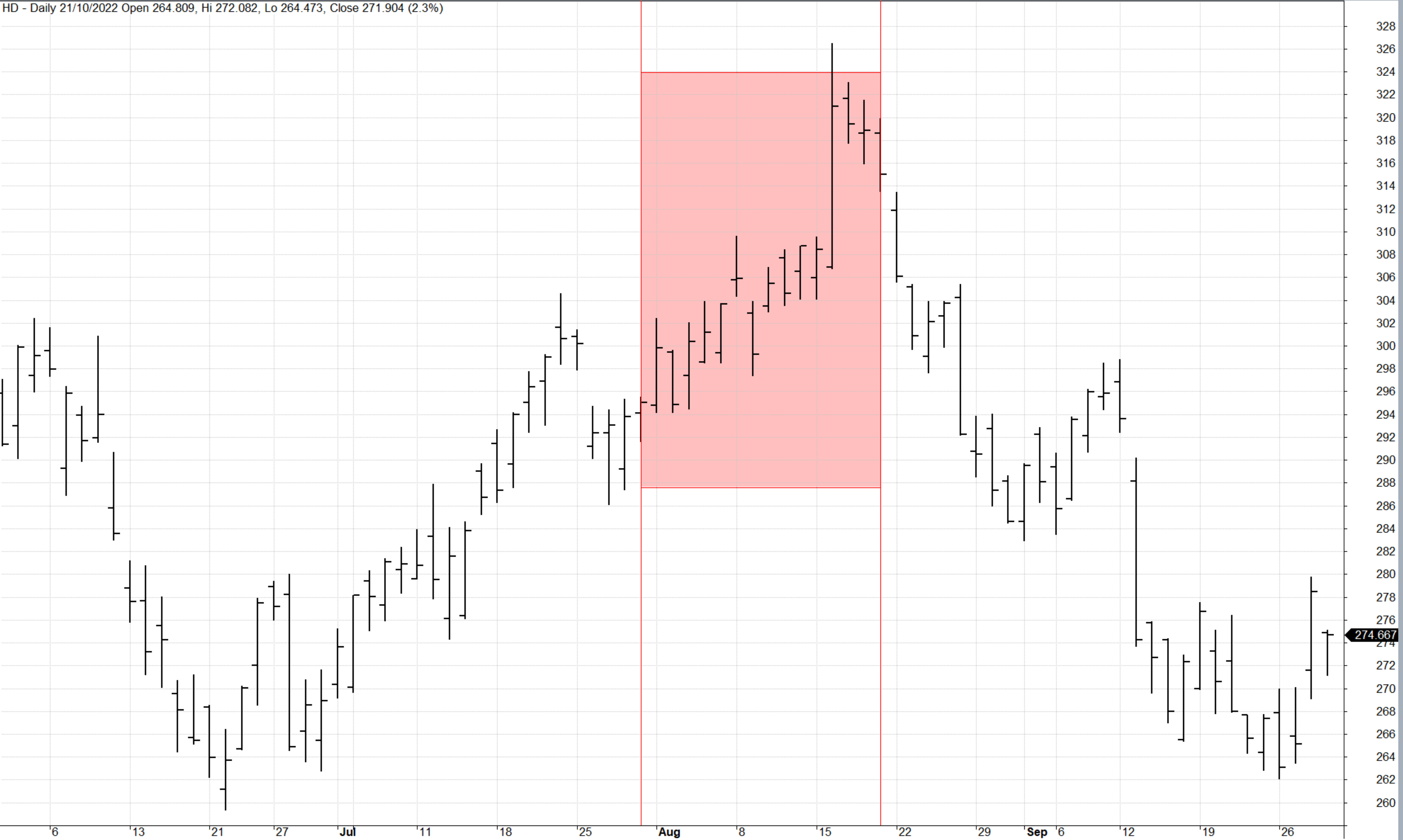


Streak Move Propensity - DJIA (Weekly)

StreakUpScore StreakDownScore



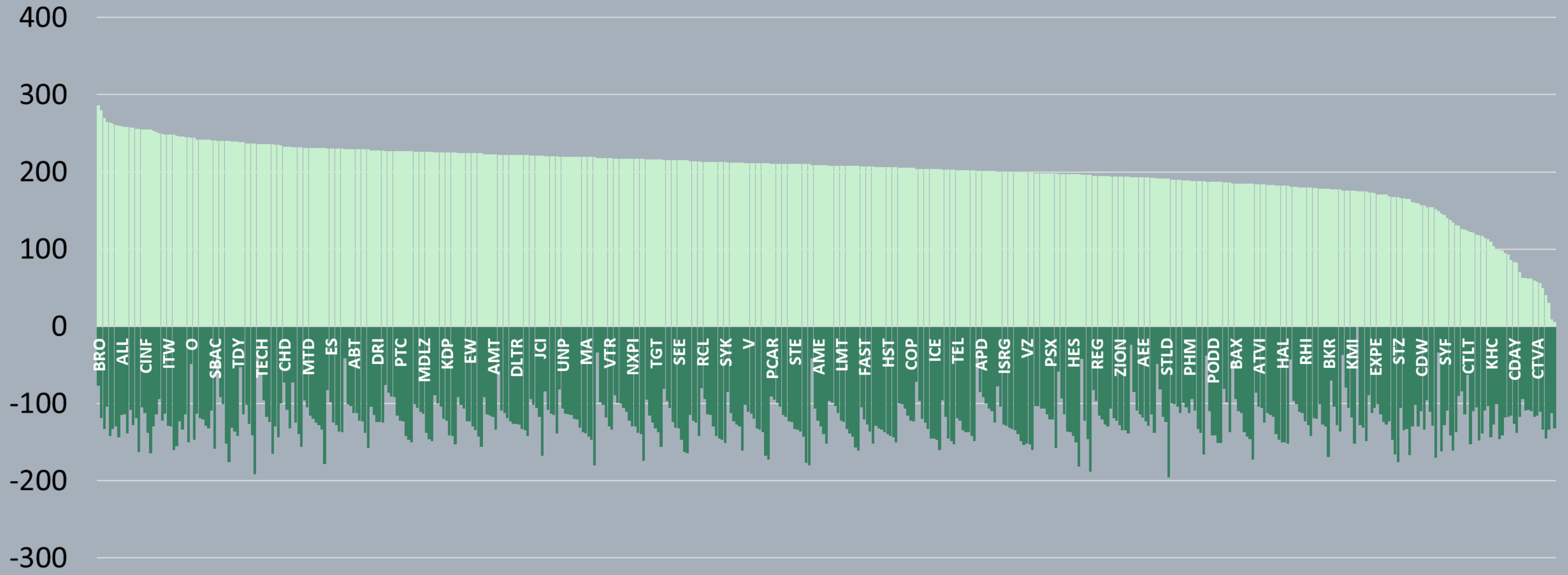






Streak Move Propensity - S&P 500 (Weekly)

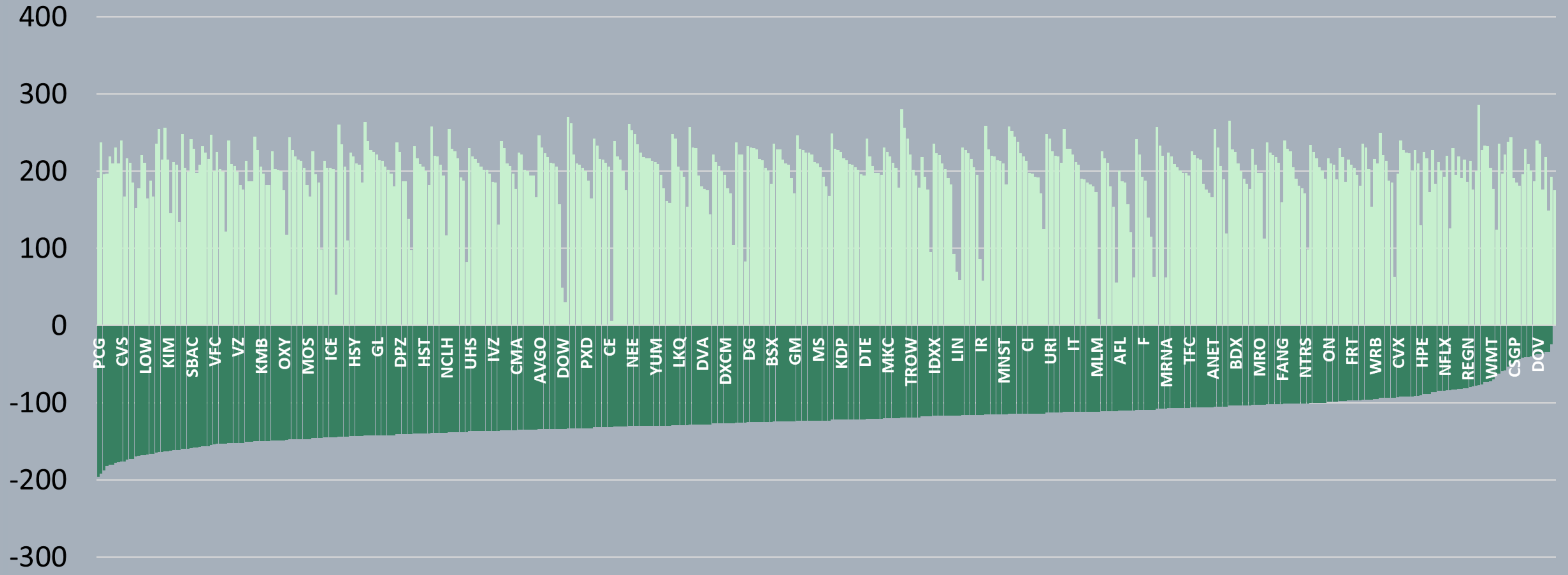
StreakUpScore StreakDownScore





Streak Move Propensity - S&P 500 (Weekly)

StreakUpScore StreakDownScore



Source: PowerUpGammas



What's the Point...


- 对市场，交易，期权的理解程度，决定了这张图的价值和用法
- 这仅仅是处理方式之一
- The approach of “Build Around”
- 推荐视频 特别交易专题：市场新手走向专业之路（风险，优势，概率）
- Learn pull the trigger vs. Build the bullets

FREE TUTORIAL



PICK OPTION UNDERLYING

WWW.POWERUPGAMMAS.COM



我们给你的不是一堆结论，而是逻辑；
不仅告诉你表面事实，而是强调背后原理。
你接受的一切信息，将构成你的思维方式；
不成体系的知识，将最终遗忘。



[进入PowerUpGammas School](#)

