



改变线性市场思维方式， 仅需要一点点期权基础



SAM, PowerUpGammas

假设投资者需求：

- 对某一股票看涨，期望参与到上涨行情中
- 对期权了解很有限，只看了PowerUpGammmas的第一本eBook

如何利用期权合约做更有效投资决策？

使用股票进行投资的理由在哪里？



**FREE
TUTORIAL**



PARADIGM SHIFT MINDSET

WWW.POWERUPGAMMAS.COM

\$TLT Price Chart





STK v.s OPT Table

\$TLT	145	Stop Loss	
		20%	
Long STK	Debit	14,500.00	
	BP	7,250.00	



STK v.s OPT Table

\$TLT	145	Stop Loss	
		20%	
Long STK	Debit	14,500.00	
	BP	7,250.00	
	SL	116.00	
	Risk	2,900.00	
Long Call	EXP	2022-5-20	
	Strike	116.00	
	Debit	29.21	
	BP	2,921.00	
	BEP	145.21	

**FREE
TUTORIAL**

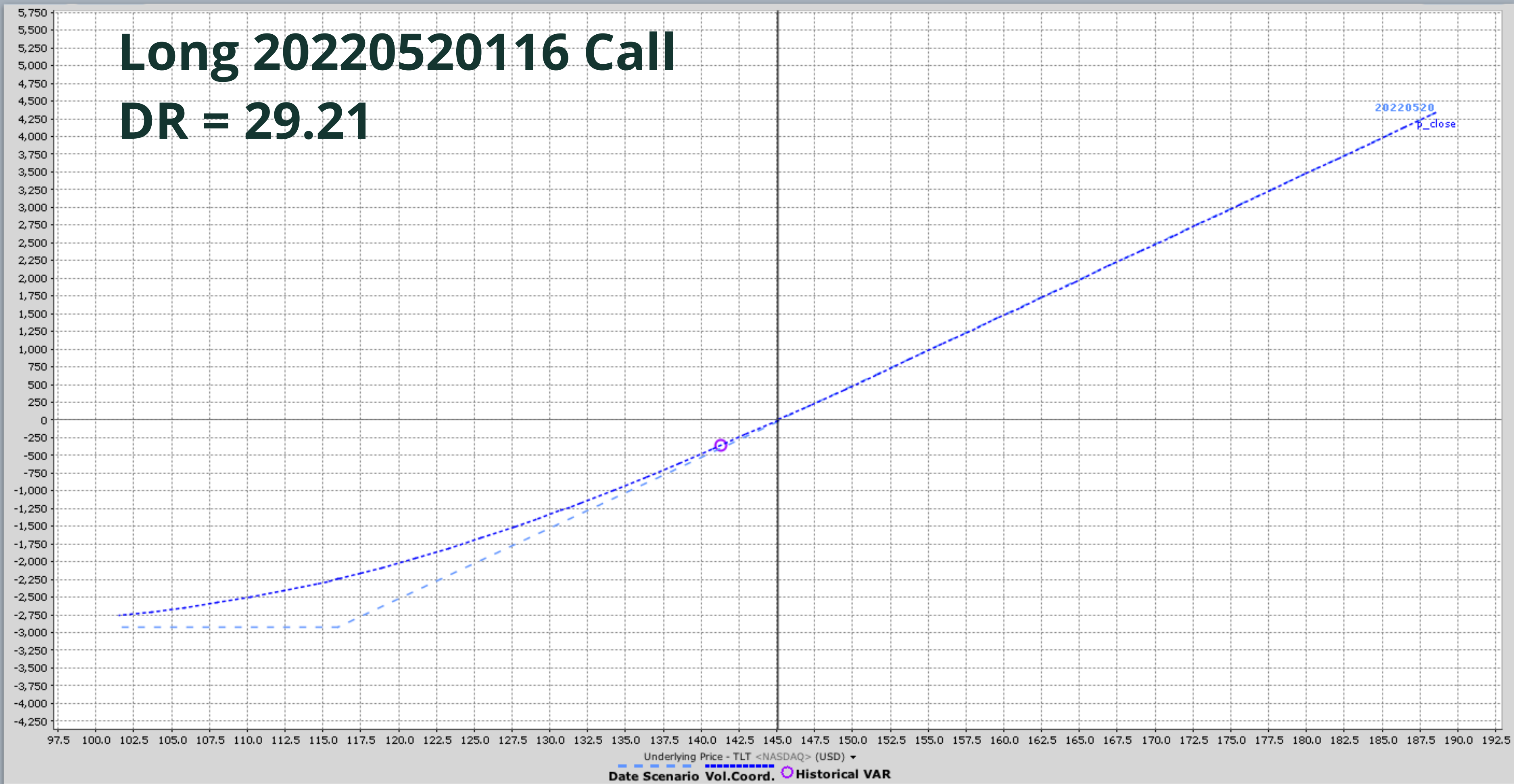


PARADIGM SHIFT MINDSET

WWW.POWERUPGAMMAS.COM

Risk Graph

Long 20220520116 Call
DR = 29.21





STK v.s OPT Table

\$TLT	145	Stop Loss	
		20%	15%
Long STK	Debit	14,500.00	14,500.00
	BP	7,250.00	7,250.00
	SL	116.00	123.25
	Risk	2,900.00	2,175.00
Long Call	EXP	2022-5-20	2022-5-20
	Strike	116.00	124.00
	Debit	29.21	21.23
	BP	2,921.00	2,123.00
	BEP	145.21	145.23

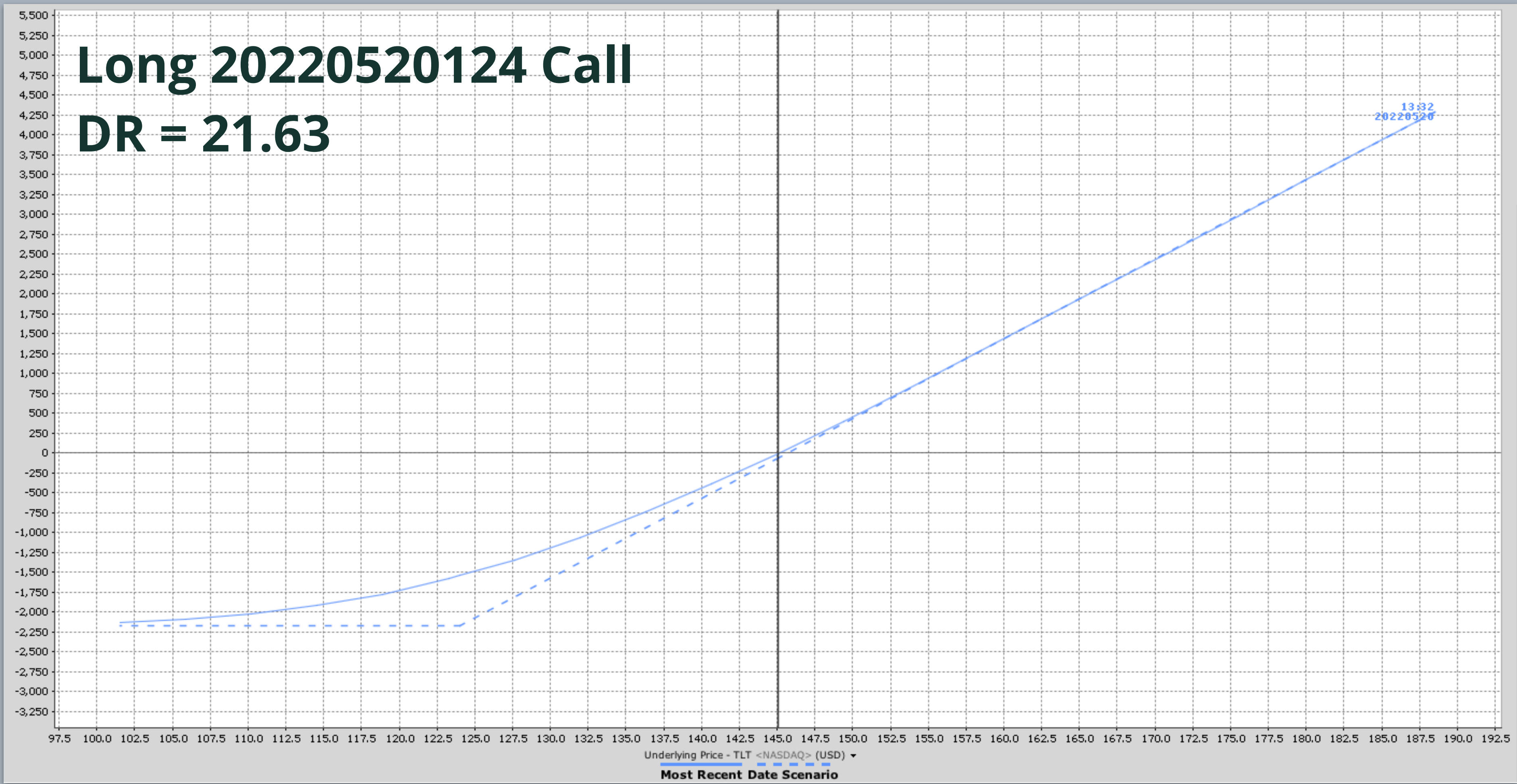
**FREE
TUTORIAL**



PARADIGM SHIFT MINDSET

WWW.POWERUPGAMMAS.COM

Risk Graph



**FREE
TUTORIAL**



PARADIGM SHIFT MINDSET

WWW.POWERUPGAMMAS.COM

STK v.s OPT Table

\$TLT	145	Stop Loss			
		20%	15%	10%	
Long STK	Debit	14,500.00	14,500.00	14,500.00	+
	BP	7,250.00	7,250.00	7,250.00	
	SL	116.00	123.25	130.50	
	Risk	2,900.00	2,175.00	1,450.00	
Long Call	EXP	2022-5-20	2022-5-20	2022-5-20	
	Strike	116.00	124.00	132.00	
	Debit	29.21	21.23	14.82	
	BP	2,921.00	2,123.00	1,482.00	
	BEP	145.21	145.23	146.82	

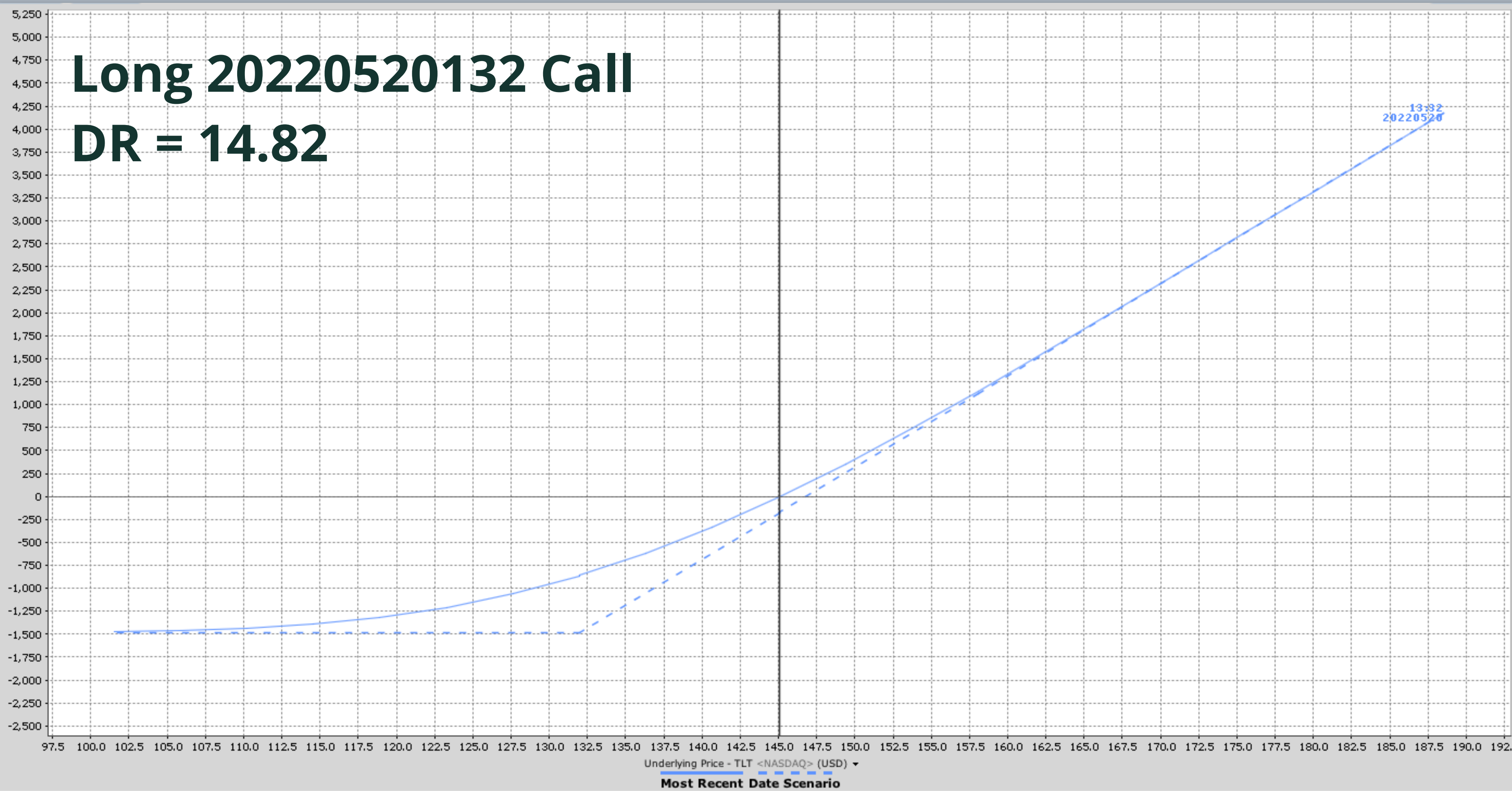
**FREE
TUTORIAL**



PARADIGM SHIFT MINDSET

WWW.POWERUPGAMMAS.COM

Risk Graph





STK v.s OPT Table

\$TLT	145	Stop Loss			
		20%	15%	10%	7%
Long STK	Debit	14,500.00	14,500.00	14,500.00	14,500.00
	BP	7,250.00	7,250.00	7,250.00	7,250.00
	SL	116.00	123.25	130.50	134.85
	Risk	2,900.00	2,175.00	1,450.00	1,015.00
Long Call	EXP	2022-5-20	2022-5-20	2022-5-20	2022-5-20
	Strike	116.00	124.00	132.00	138.00
	Debit	29.21	21.23	14.82	10.44
	BP	2,921.00	2,123.00	1,482.00	1,044.00
	BEP	145.21	145.23	146.82	148.44

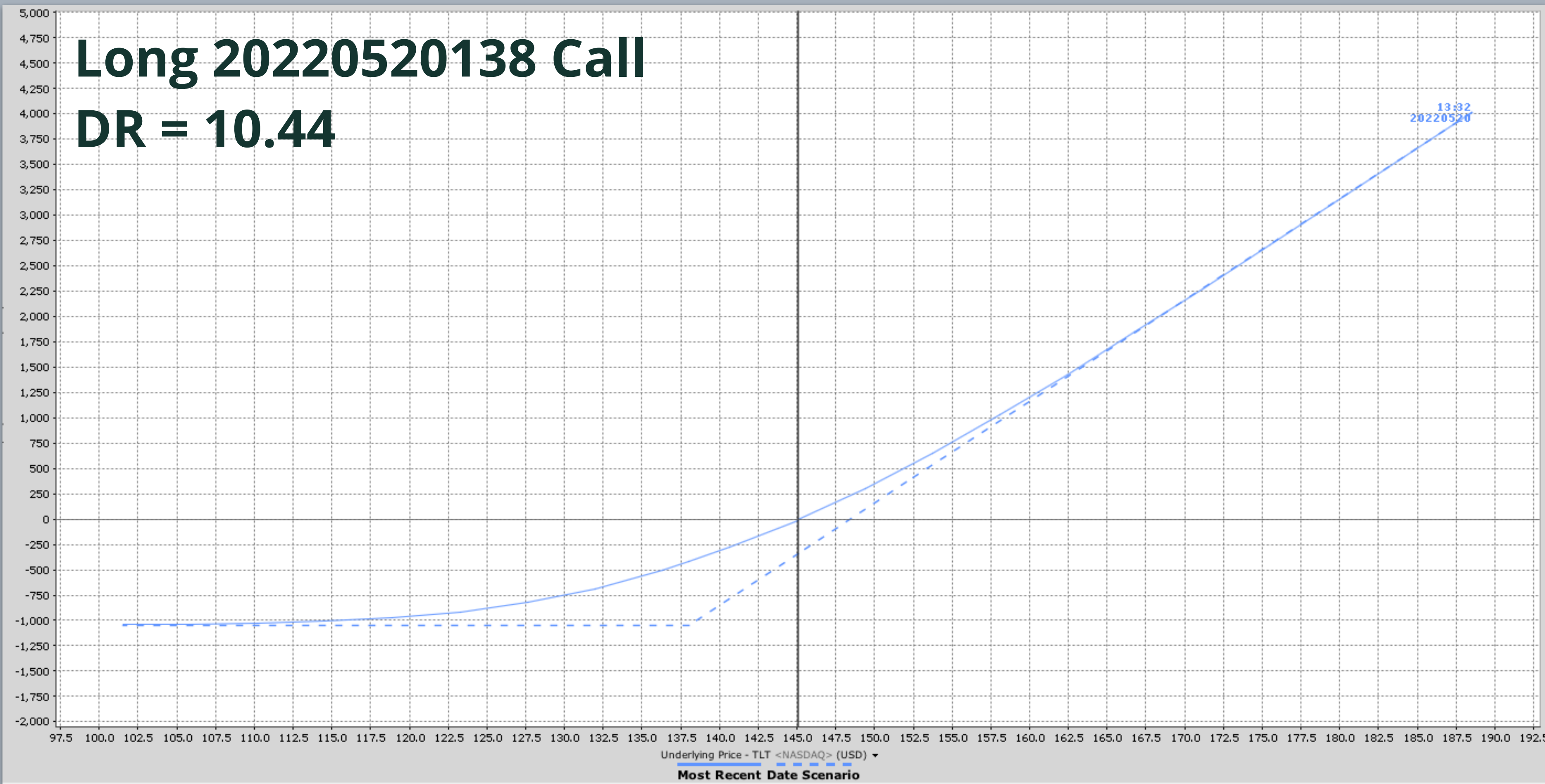
**FREE
TUTORIAL**



PARADIGM SHIFT MINDSET

WWW.POWERUPGAMMAS.COM

Risk Graph

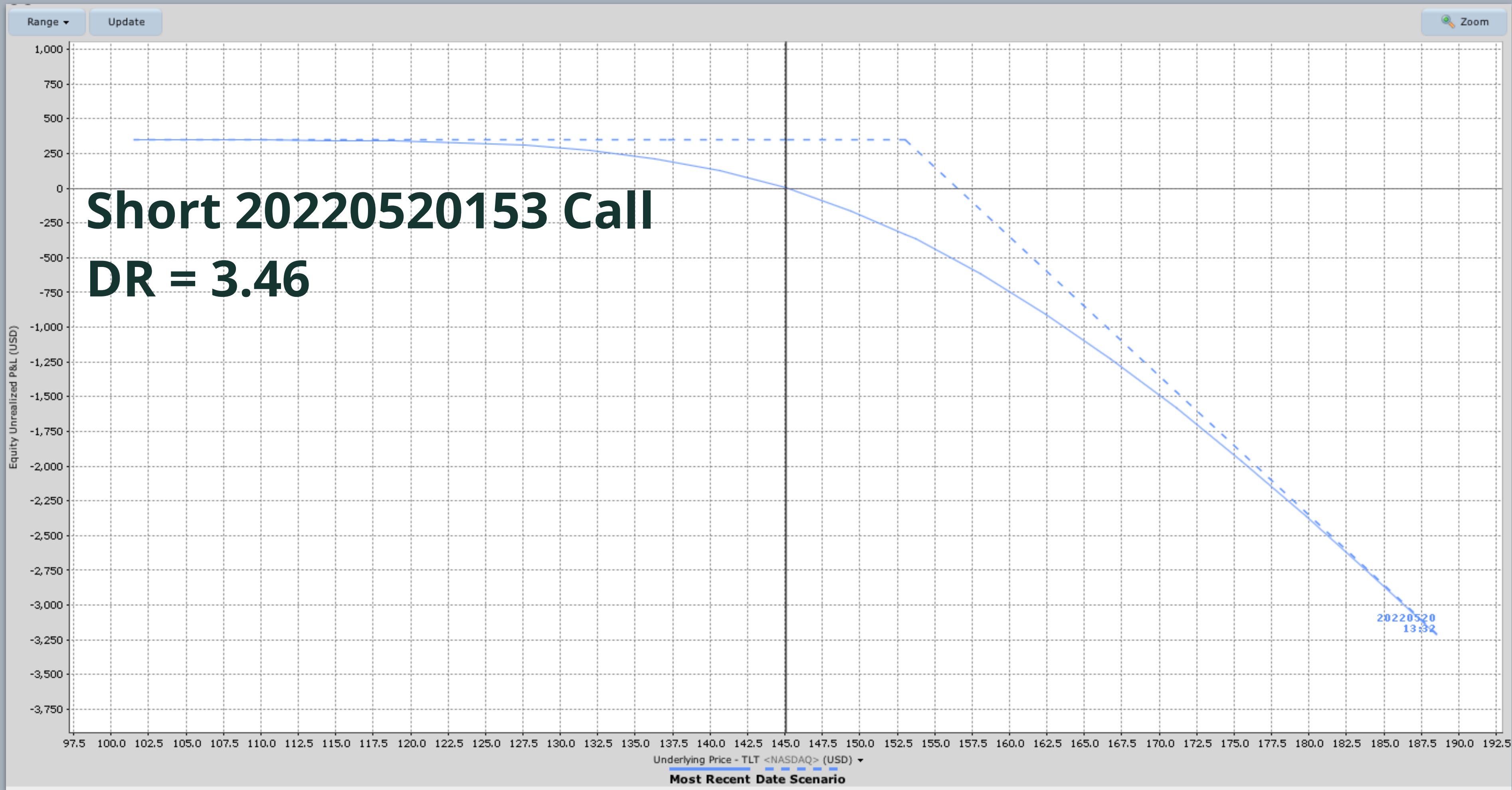


**FREE
TUTORIAL**



PARADIGM SHIFT MINDSET

WWW.POWERUPGAMMAS.COM





STK v.s OPT Table

\$TLT	145	Stop Loss			
		20%	15%	10%	7%
Long STK	Debit	14,500.00	14,500.00	14,500.00	14,500.00
	BP	7,250.00	7,250.00	7,250.00	7,250.00
	SL	116.00	123.25	130.50	134.85
	Risk	2,900.00	2,175.00	1,450.00	1,015.00
Long Call	EXP	2022-5-20	2022-5-20	2022-5-20	2022-5-20
	Strike	116.00	124.00	132.00	138.00
	Debit	29.21	21.23	14.82	10.44
	BP	2,921.00	2,123.00	1,482.00	1,044.00
	BEP	145.21	145.23	146.82	148.44
Short Call	Strike				153.00
	Credit				3.46

**FREE
TUTORIAL**



PARADIGM SHIFT MINDSET

WWW.POWERUPGAMMAS.COM

\$TLT Price Chart





What's the Point...

- 买入股票非优质选择
- 投资者需要什么，如何达成目标
- 既定策略辅助投资者达成目标：你的角度
- 宽容度
 1. 合约数量选择
 2. 持有时间 (T+X)
 3. 卖出Call的到期日以及执行价选择
 4. Rolling



FREE TUTORIAL



WWW.POWERUPGAMMAS.COM



PowerUpGammas SCHOOL



OPTION
CRASH COURSE 期权破冰课

研修·期权投资策略
OPTION AS A STRATEGIC INVESTMENT

OASI

OPTION
AWARENESS
BUILDER

GAMMAS
TECHNICAL
LAB
技术分析实验室

QUANTITATIVE
DATA ANALYSIS 101
定量数据分析入门

GAMMAS
TECHNICAL
SPECIAL 定量专题系列 | 001

IBKR
POWER COURSE
盈透·期权攻略

BUNDLE

OCC / OASI / OAB 打包购买 享受折扣

BUNDLE

GTL / QDA101 打包购买 享受折扣