



# Heikin Ashi 图表是否具有市场优势



SAM, PowerUpGammas



## Heikin Ashi

- 基于传统蜡烛图表（竹节图）的衍生
- 让人情绪失控的图表
- 简单看一下绘制的逻辑（PowerUpGammas.com 提供 Excel 下载）



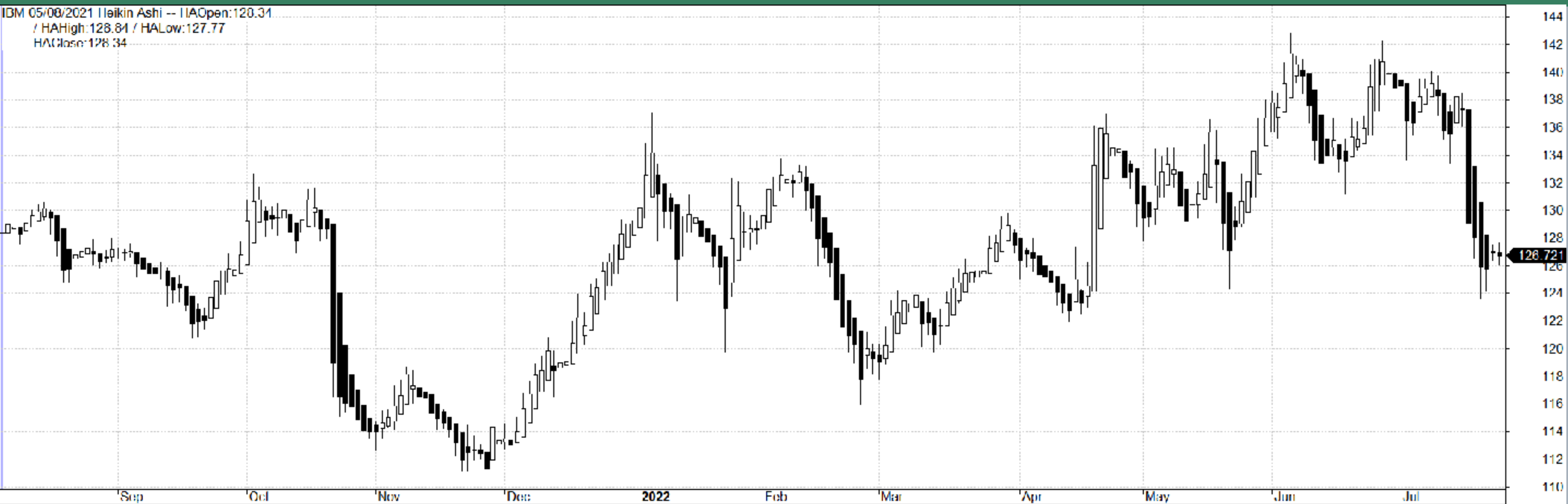
# FREE TUTORIAL



# EVIDENCE-BASED TECHNICAL ANALYSIS

# HEIKIN ASHI THE BLUFF

WWW.POWERUPGAMMAS.COM



# FREE TUTORIAL



# EVIDENCE-BASED TECHNICAL ANALYSIS

# HEIKIN ASHI THE BLUFF

WWW.POWERUPGAMMAS.COM



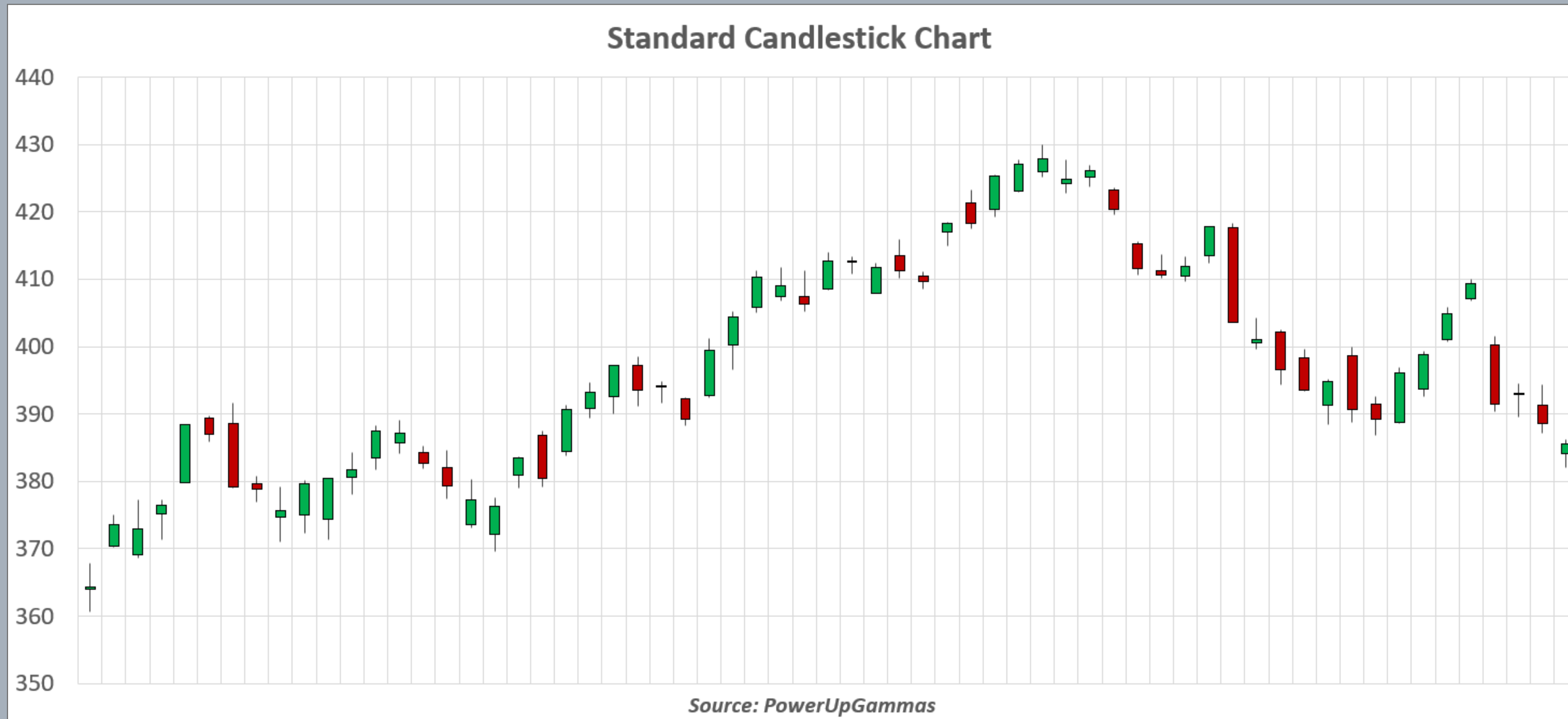


# Test Heikin Ashi Effectiveness





# Test Heikin Ashi Effectiveness

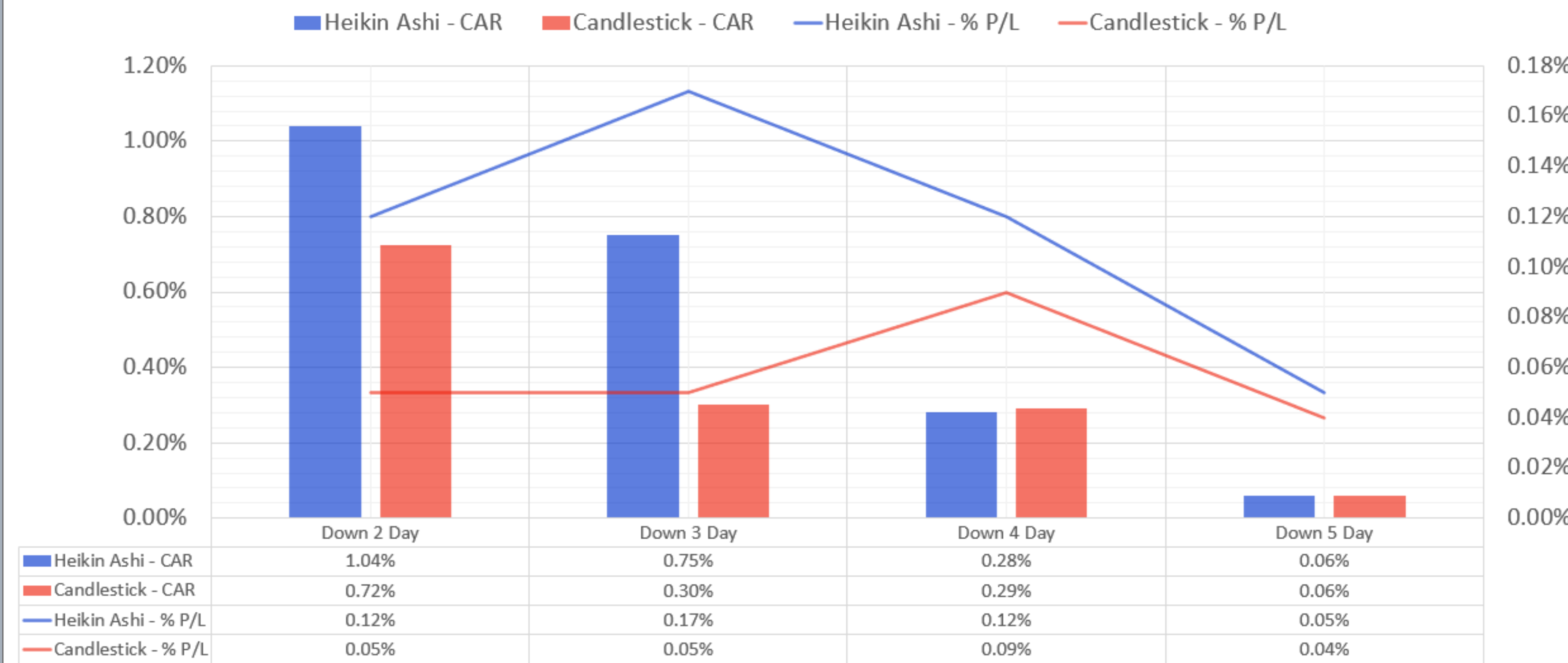




# Test Heikin Ashi Effectiveness

Source: PowerUpGammas

DJIA - Daily TF Varied by Down Day



- Heikin Ashi 对比 同样 Setup 下的 Candlestick

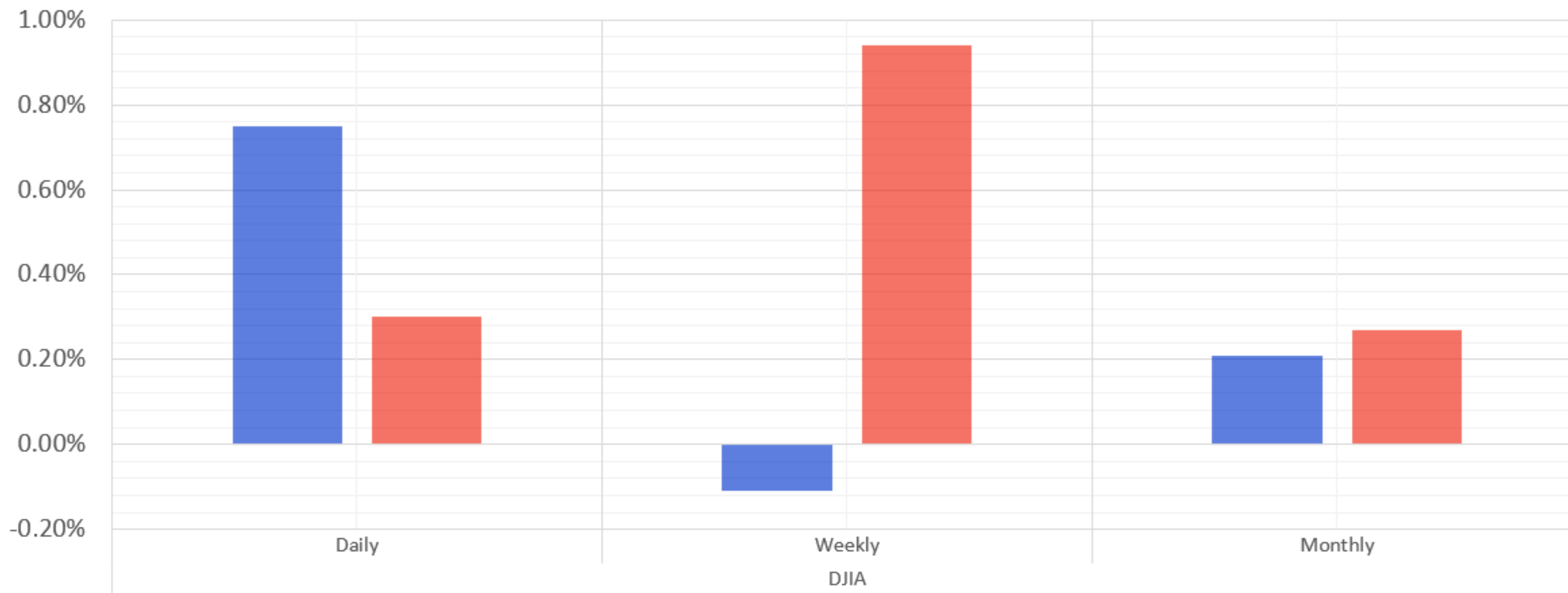


## Test Heikin Ashi Effectiveness

Source: PowerUpGammas

DJIA - 3-Down Day Varied by TF

■ Heikin Ashi - CAR   ■ Candlestick - CAR



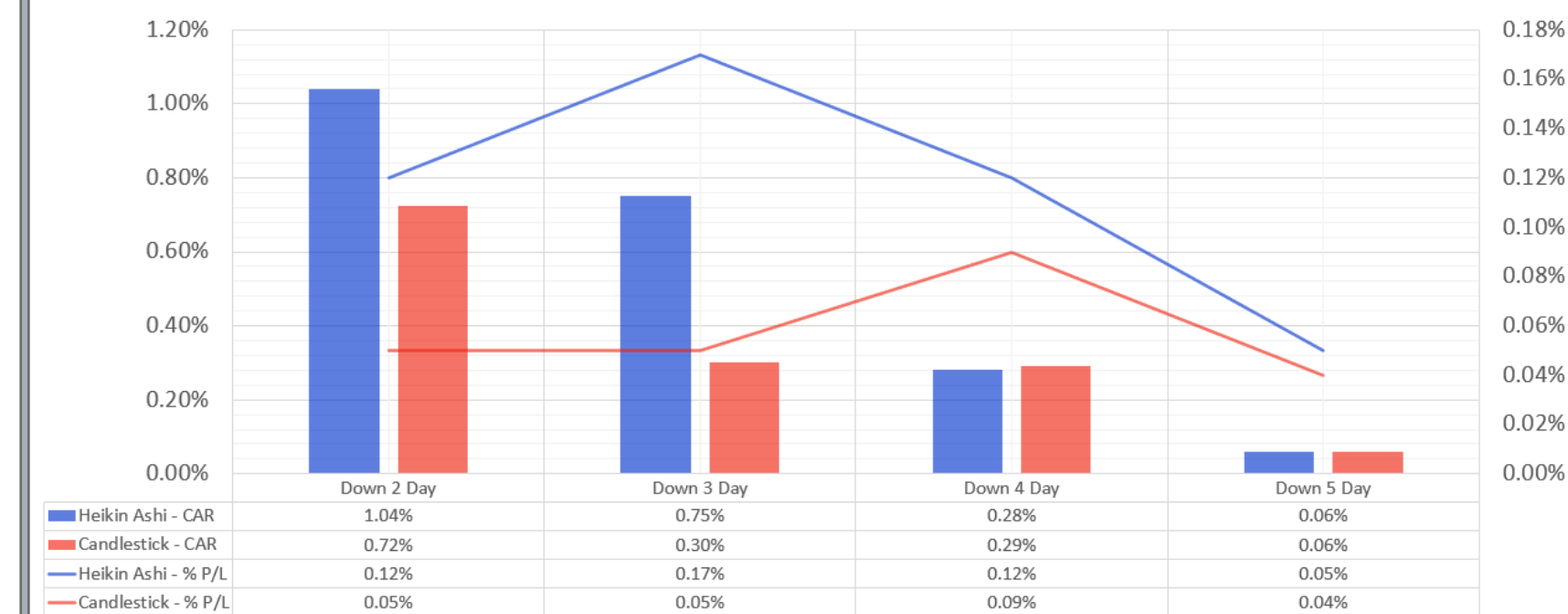
|                     |       |        |       |
|---------------------|-------|--------|-------|
| ■ Heikin Ashi - CAR | 0.75% | -0.11% | 0.21% |
| ■ Candlestick - CAR | 0.30% | 0.94%  | 0.27% |

- Heikin Ashi 对比 同样 Setup 下的 Candlestick

Source: PowerUpGammas

DJIA - Daily TF Varied by Down Day

■ Heikin Ashi - CAR   ■ Candlestick - CAR   — Heikin Ashi - % P/L   — Candlestick - % P/L







## What's the Point...

- Heikin Ashi 作为一种数据描述方式，不具看似明确的市场优势
- 所见到的，所思考的，真实的情况
- 市场魔术师 v.s 不明真相的看客
- 思考：① 在2-Down Day 表现相对较好
- 思考：② 在Daily TF 表现相对较好
- 思考：③ Heikin Ashi 为何没有市场优势
  - 视觉上的忽视
  - 本质上的原因


**FREE  
TUTORIAL**



# EVIDENCE-BASED TECHNICAL ANALYSIS

HEIKIN ASHI  
THE BLUFF

WWW.POWERUPGAMMAS.COM



PowerUpGammas  
**SCHOOL**

