



有初入市场的兴奋，
就有面对挫折的沮丧



SAM, PowerUpGammas

**FREE
TUTORIAL**



THRILL PRECEEDS SETBACK

WWW.POWERUPGAMMAS.COM

Shameless Plug

无耻的推广

< Admin Preview as public You can see only published content Edit

全部课程 须知和注册 用户的感谢 工作日程 更新日志 More

PowerUpGammas传播

正确的金融市场观
期权专业知识

New Spring, New Pricing.
OCC, OASI, Bundle, Buy Them All 当前定价维持到2022年1月31日。

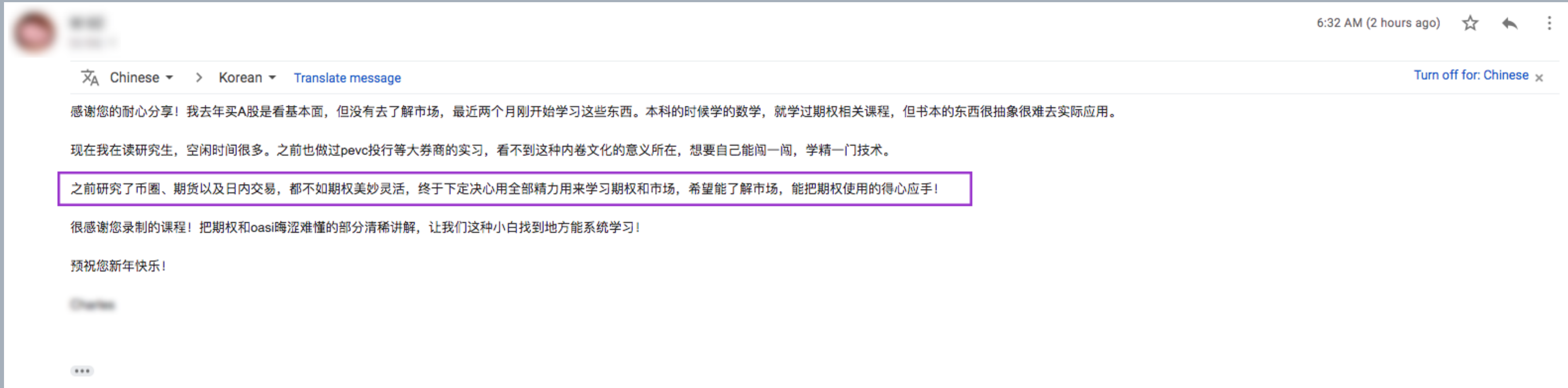


Shameless Block Leave

无耻的休假通知



初入市场的兴奋



- **There is no rosy picture**

别给我废话，快让我进来



面对挫折的沮丧

3:02 PM (6 hours ago) ☆ ↶ ⋮

🗣️ Chinese ▾ > Korean ▾ [Translate message](#) [Turn off for: Chinese](#) x

謝謝回覆!

對於形成自己的市場信仰一事上,我回想起自己其實也看了不少的書及視頻,暫時總結是沒有一種觀念是完全能應用的(或許是自己未找到合適的交易方法)。

在我最初接受的投資知識是從看Warren Buffett的書學習的,透過買入便宜的優質資產並且長期持有。

- 1. 一般投資者,通常不考慮市場週期及市場波動,只考慮買入。
- 2. 市場週期及波動,通常由市場週期及波動決定。
- 3. 市場週期及波動,通常由市場週期及波動決定。

及後,我又開始研究trend trading,學習TA和不同的技術形態,包括支持位,阻力位,上升軌,黃金比率等等。可是這些操作只能在某市況下適用,這有點關乎macroeconomic,例如未來的monetary policy。在市況不佳的情況下運用很容易會出現連續虧損,當賬戶出現多次的虧損時,誰又能確定自己的交易系統是可行的呢?另外我認為trend trading愈來愈難運用的原因在於現在市場中有大量的programme trading/roboting trading,這種單純用人腦去尋找機會的可能愈來愈少。

這就是導致我認為可能已經很難在這個市場賺錢的原因,買入指數ETF及定時rebalance可能是暫時還能長期獲利的方法。

⋮

↶ Reply ↷ Forward



做正确的事

- **Trend Trade? Trend Following?**
- **Any Test?**

Volume对股票的动能/趋势是否有益?

Widening Market Breadth对股票指数是否有益?

Breakout Buy (New High) , 在牛市中是容易呈现盈利?

- **“一个有经验的投资者，可以把损失的策略修改成接近盈利”**



FREE TUTORIAL

THRILL PRECEEDS SETBACK

WWW.POWERUPGAMMAS.COM

View Zoom 125% Add Category Insert Table Chart Text Shape Media Comment Collaborate Format Organize

+ GBPUSD 240min GBPUSD 15min Notes Consol PivotT Stas. Sheet GBPUSD 60min USDJPY 60min AUDUSD 60min EURUSD 60min GBPUSD 60min Final USDJPY 60min Final AU < >

VERSION 1		38.20% 50% 61.80%																									
S/N	Chart Notes	Bullish/Bearish	X	Entry Date	Entry Time	Currency Pair	Chart Interval	Trading System	Type of Entry	ATR	Entry Price	Initial Stop Loss	Target 1 Price	Target 2 Price	Target 3 Price	Pos 1 Exit	Pos 2 Exit	Pos 3 Exit	C1 Closed Pips	C2 Closed Pips	C3 Closed Pips	Total Closed Pips	Completion Hit 88.6	[38.2%] Old	[50.0%] Old	[61.8%] Old	[78.6%] Old
1	MAE not beyond X	Bullish	1.6061	1/21/10	22:00	GBPUSD	240min	Cypher	Limit Order	65.6	1.61423	1.59951	1.62635	1.63010	1.63385	1.62635	1.61423	1.61423	121.22	0.00	0.00	121.22	No	Yes	No	No	Nk
2	MAE not beyond X	Bullish	1.4258	6/9/10	1:00	GBPUSD	240min	Cypher	Limit Order	70.3	1.43660	1.41872	1.45208	1.46164	1.45686	1.46164	1.45208	1.45208	154.80	202.60	250.40	607.80	No	Yes	Yes	Yes	Ye
3	MAE not beyond X	Bullish	1.6165	5/10/11	1:00	GBPUSD	240min	Cypher	Limit Order	61.8	1.62889	1.61028	1.64631	1.65170	1.65708	1.64631	1.62889	1.62889	174.16	0.00	0.00	174.16	No	Yes	No	No	Nk
4	MAE not beyond X	Bearish	1.6262	7/14/11	9:00	GBPUSD	240min	Cypher	Limit Order	72.3	1.61591	1.63343	1.60143	1.59696	1.59248	1.60143	1.61591	1.61591	144.84	0.00	0.00	144.84	No	Yes	No	No	Nk
5	MAE beyond X 0.1ATR	Bullish	1.5874	1/10/11	6:00	GBPUSD	240min	Cypher	Limit Order	59.5	1.59293	1.58145	1.60064	1.60300	1.60536	1.60064	1.60300	1.60536	77.13	100.73	124.33	302.19	Yes	Yes	Yes	Yes	Ye
6	MAE not beyond X	Bullish	1.5360	1/6/12	22:00	GBPUSD	240min	Cypher	Limit Order	48.2	1.54273	1.53117	1.55196	1.55484	1.55771	1.55196	1.54273	1.54273	92.31	0.00	0.00	92.31	Yes	Yes	No	No	Nk
7	SL	Bearish	1.5669	1/21/12	6:00	GBPUSD	240min	Cypher	Limit Order	39.7	1.55753	1.57083	1.54450	1.54044	1.53638	1.57083	1.57083	1.57083	(132.96)	(132.96)	(132.96)	(398.88)	SL	SL	SL	SL	St
8	MAE not beyond X	Bullish	1.5649	3/7/12	2:00	GBPUSD	240min	Cypher	Limit Order	45.7	1.57202	1.56033	1.58233	1.58553	1.58873	1.58233	1.57202	1.57202	103.10	0.00	0.00	103.10	No	Yes	No	No	Nk
9	MAE slightly beyond X	Bearish	1.5991	3/20/12	5:00	GBPUSD	240min	Cypher	Limit Order	41	1.59088	1.60322	1.57908	1.57548	1.57188	1.57908	1.59088	1.59088	118.00	0.00	0.00	118.00	No	Yes	No	No	Nk
10	SL	Bearish	1.5198	3/15/13	2:00	GBPUSD	240min	Cypher	Limit Order	55.1	1.51205	1.52532	1.50103	1.49760	1.49417	1.52532	1.52532	1.52532	(132.75)	(132.75)	(132.75)	(398.25)	SL	SL	SL	SL	St
11	Exactly Hit	Bearish	1.6309	3/28/13	17:00	GBPUSD	240min	Cypher	Limit Order	37.2	1.62719	1.63458	1.62193	1.62035	1.61876	1.62193	1.62035	1.61876	52.60	68.40	84.30	205.30	No	Yes	Yes	Yes	Ye
12	MAE not beyond X	Bearish	1.5891	2/1/13	2:00	GBPUSD	240min	Cypher	Limit Order	41.3	1.58460	1.59324	1.57798	1.57594	1.57390	1.57798	1.57594	1.57390	66.21	86.61	107.01	259.83	No	Yes	Yes	Yes	Ye
13	MAE not beyond X	Bearish	1.5878	2/9/13	2:00	GBPUSD	240min	Cypher	Limit Order	45.6	1.58240	1.59232	1.57501	1.57271	1.57041	1.57493	1.57264	1.57035	74.70	97.60	120.50	292.80	No	Yes	Yes	Yes	Ye
14	MAE not beyond X	Bearish	1.5260	4/2/13	1:00	GBPUSD	240min	Cypher	Limit Order	30.2	1.52244	1.52902	1.51742	1.51585	1.51428	1.51742	1.51585	1.51428	50.23	65.93	81.63	197.79	No	Yes	Yes	Yes	Ye
15	SL A-B Leg is one candle	Bearish	1.5221	7/17/13	17:00	GBPUSD	240min	Cypher	Limit Order	66.5	1.51806	1.52875	1.51209	1.51028	1.50846	1.52875	1.52875	1.52875	(106.95)	(106.95)	(106.95)	(320.85)	SL	SL	SL	SL	St
16	MAE slightly beyond X	Bearish	1.6250	10/18/13	17:00	GBPUSD	240min	Cypher	Limit Order	43.3	1.61725	1.62930	1.60650	1.60322	1.59993	1.60650	1.60322	1.59993	107.48	140.28	173.18	420.94	Yes	Yes	Yes	Yes	Ye
17	SL	Bearish	1.6785	4/8/14	17:00	GBPUSD	240min	Cypher	Limit Order	30.9	1.67141	1.68158	1.66171	1.65869	1.65566	1.68158	1.68158	1.68158	(101.73)	(101.73)	(101.73)	(305.19)	SL	SL	SL	SL	St
18	SL SL@113 is a loser. This	Bearish	1.7167	7/15/14	21:00	GBPUSD	240min	Cypher	Limit Order	29.8	1.71439	1.71965	1.71112	1.71011	1.70909	1.71112	1.71011	1.70909	32.72	42.82	53.02	128.56	Yes	Yes	Yes	Yes	Ye
19	MAE not beyond X	Bearish	1.7178	7/10/14	5:00	GBPUSD	240min	Cypher	Limit Order	29.8	1.71583	1.72082	1.71294	1.71206	1.71118	1.71294	1.71206	1.71118	28.90	37.70	46.50	113.10	No	Yes	Yes	Yes	Ye
20	MAE not beyond X	Bullish	1.5953	10/11/14	1:00	GBPUSD	240min	Cypher	Limit Order	51.6	1.60103	1.59014	1.60924	1.61178	1.61431	1.60924	1.61178	1.60103	82.11	107.51	0.00	189.62	No	Yes	Yes	No	Nk
21	SL	Bullish	1.5208	3/5/15	2:00	GBPUSD	240min	Cypher	Limit Order	36.8	1.52797	1.51712	1.53844	1.54167	1.54490	1.51712	1.51712	1.51712	(108.49)	(108.49)	(108.49)	(325.47)	SL	SL	SL	SL	St
22	MAE not beyond X	Bearish	1.4993	4/4/15	1:00	GBPUSD	240min	Cypher	Limit Order	52.3	1.49400	1.50457	1.48624	1.48387	1.48149	1.48624	1.48387	1.48149	77.58	101.28	125.08	303.94	Yes	Yes	Yes	Yes	Nk
23	MAE not beyond X	Bullish	1.5170	6/5/15	21:00	GBPUSD	240min	Cypher	Limit Order	59.4	1.52275	1.51101	1.53085	1.53336	1.53586	1.53085	1.53336	1.53586	80.96	106.06	131.06	318.08	Yes	Yes	Yes	Yes	Ye
24	SL	Bullish	1.5424	6/27/15	1:00	GBPUSD	240min	Cypher	Limit Order	65.7	1.55076	1.53579	1.56248	1.56614	1.56979	1.53579	1.53579	1.53579	(149.66)	(149.66)	(149.66)	(448.98)	SL	SL	SL	SL	St
25	SL	Bullish	1.5106	1/16/15	18:00	GBPUSD	240min	Cypher	Limit Order	37.8	1.51921	1.50682	1.53125	1.53500	1.53875	1.50682	1.50682	1.50682	(123.88)	(123.88)	(123.88)	(371.64)	SL	SL	SL	SL	St
26	SL	Bearish	1.5381	10/30/15	17:00	GBPUSD	240min	Cypher	Limit Order	35.1	1.53515	1.54158	1.53095	1.52964	1.52832	1.54158	1.54158	1.54158	(64.32)	(64.32)	(64.32)	(192.96)	SL	SL	SL	SL	St
27	SL	Bullish	1.5026	1/24/15	22:00	GBPUSD	240min	Cypher	Limit Order	37.5	1.50915	1.49885	1.51843	1.52130	1.52417	1.49885	1.49885	1.49885	(103.03)	(103.03)	(103.03)	(309.09)	SL	SL	SL	SL	St
28	MAE not beyond X	Bearish	1.5335	2/12/15	6:00	GBPUSD	240min	Cypher	Limit Order	38.1	1.52396	1.53727	1.51076	1.50669	1.50261	1.51076	1.50669	1.50261	132.02	172.72	213.52	518.26	No	Yes	Yes	Yes	Ye
29	MAE not beyond X	Bullish	1.4299	5/9/15	17:00	GBPUSD	240min	Cypher	Limit Order	48.8	1.43991	1.42504	1.45415	1.45855	1.46295	1.45415	1.45855	1.46295	142.37	186.37	230.37	559.11	Yes	Yes	Yes	Yes	Ye
30	MAE not beyond X	Bullish	1.3119	7/1/16	5:00	GBPUSD	240min	Cypher	Limit Order	121.1	1.32075	1.29983	1.33310	1.33696	1.34082	1.33310	1.32075	1.32075	123.54	0.00	0.00	123.54	No	Yes	No	No	Nk
31	SL	Bearish	1.3094	6/17/16	5:00	GBPUSD	240min	Cypher	Limit Order	47.8	1.30698	1.31415	1.29775	1.29560	1.29345	1.31415	1.31415	1.31415	(71.67)	(71.67)	(71.67)	(215.01)	SL	SL	SL	SL	St
32	SL	Bullish	1.3057	3/4/16	21:00	GBPUSD	240min	Cypher	Limit Order	68.8	1.31244	1.29882	1.32205	1.32494	1.32783	1.29882	1.29882	1.29882	(136.24)	(136.24)	(136.24)	(408.72)	SL	SL	SL	SL	St
33	MAE not beyond X	Bullish	1.6270	1/27/09	18:00	GBPUSD	240min	Cypher	Limit Order	90.1	1.63654	1.61802	1.65024	1.65444	1.65863	1.65024	1.63654	1.63654	136.98	0.00	0.00	136.98	Yes	Yes	No	No	Nk
34	MAE not beyond X	Bearish	1.6250	12/31/09	22:00	GBPUSD	240min	Cypher	Limit Order	69.6	1.61598	1.63194	1.60354	1.59968	1.59581	1.60354	1.59968	1.59581	124.36	162.96	201.66	488.98	Yes	Yes	Yes	Yes	Ye
35	SL	Bearish	1.5381	4/2/10	1:00	GBPUSD	240min	Cypher	Limit Order	59.1	1.52551	1.54401	1.50794	1.50256	1.49717	1.54401	1.54401	1.54401	(185.04)	(185.04)	(185.04)	(555.12)	SL	SL	SL	SL	St
36	SL	Bullish	1.5484	7/2/16/10	2:00	GBPUSD	240min	Cypher	Limit Order	64.8	1.55754	1.54188	1.57051	1.57443	1.57834	1.54188	1.54188	1.54188	(156.60)	(156.60)	(156.60)	(469.80)	SL	SL	SL	SL	St
37	MAE not beyond X	Bearish	1.6277	7/18/11	18:00	GBPUSD	240min	Cypher	Limit Order	48.4	1.62107	1.63256	1.61162	1.60867	1.60571	1.61162	1.62107	1.62107	94.46	0.00	0.00	94.46	Yes	Yes	No	No	Nk
38	SL	Bullish	1.5680	11/16/11	14:00	GBPUSD	240min	Cypher	Limit Order	51.9	1.57833	1.56281	1.59298	1.59748	1.60197	1.56281	1.56281	1.56281	(155.15)	(155.15)	(155.15)	(465.45)	SL	SL	SL	SL	St
39	MAE beyond X 0.22ATR	Bullish	1.5422	2/14/11	6:00	GBPUSD	240min	Cypher	Limit Order	63.3	1.54998	1.53589	1.56080	1.56412	1.56743	1.56080	1.56412	1.56743	108.21	141.41	174.51	424.13	Yes	Yes	Yes	Yes	Ye
40	SL	Bullish	1.6640	3/10/14	21:00	GBPUSD	240min	Cypher	Limit Order	42.3	1.66697	1.65972	1.67142	1.67278	1.67414	1.65972	1.65										

FREE TUTORIAL



THRILL PRECEEDS SETBACK

WWW.POWERUPGAMMAS.COM

View Zoom 125% Add Category Insert Table Chart Text Shape Media Comment Collaborate Format Organize

GBPUSD 240min GBPUSD 15min Notes Consol PivotT Stas. Sheet GBPUSD 60min USDJPY 60min AUDUSD 60min EURUSD 60min GBPUSD 60min Final USDJPY 60min Final AU < >

VERSION 2																													
S/N	Entry Date	Entry Time	X	Bullish/Bearish	Chart Notes	Currency Pair	Chart Interval	Trading System	Type of Entry	ATR	Entry Price	Initial Stop Loss	Completion Hit 88.6	[38.2%] Old	[50.0%] Old	[61.8%] Old	[78.6%] Old	[88.6%] Old	Structure Point	[38.2%] Adusted	[50.0%] Adusted	[61.8%] Adusted	[78.6%] Adusted	[88.6%] Adusted	Structure Point	C	D	C-D	
1	2/10/09	23:15	1.6213	Bullish	MAE not beyond X	GBPUSD	15min	Cypher	Limit Order	25.5	1.62413	1.62004	Yes	Yes	Yes	Yes	Yes	Yes	No	Yes	Yes	Yes	Yes	Yes	No	1.63458	1.624126	1	
2	2/29/09	16:30	1.6099	Bearish	MAE not beyond X	GBPUSD	15min	Cypher	Limit Order	13.2	1.60613	1.61056	No	Yes	Yes	Yes	Yes	Yes	Yes	Yes	Yes	Yes	Yes	Yes	Yes	1.59203	1.606131	1	
13	7/15/10	18:45	1.62482	Bullish	MAE not beyond X	GBPUSD	15min	Cypher	Limit Order	18.3	1.62696	1.62391	No	Yes	Yes	No	No	No	No	Yes	Yes	No	No	No	No	1.63552	1.626963	1	
3	7/18/10	16:00	1.63552	Bearish	SL	GBPUSD	15min	Cypher	Limit Order	19.4	1.63245	1.63649	SL	SL	SL	SL	SL	SL	SL	SL	SL	SL	SL	SL	SL	1.62096	1.632445	1	
4	7/28/10	11:15	1.62428	Bearish	MAE not beyond X	GBPUSD	15min	Cypher	Limit Order	21	1.62198	1.62533	No	Yes	Yes	No	No	No	No	Yes	Yes	Yes	No	No	No	1.61348	1.621983		
5	2/20/10	0:15	1.54583	Bearish	SL	GBPUSD	15min	Cypher	Limit Order	22.5	1.54339	1.54696	SL	SL	SL	SL	SL	SL	SL	SL	SL	SL	SL	SL	SL	1.53424	1.543392		
14	2/23/10	23:45	1.53935	Bullish	MAE not beyond X	GBPUSD	15min	Cypher	Limit Order	19.1	1.54057	1.53840	No	Yes	Yes	Yes	Yes	Yes	Yes	Yes	Yes	Yes	Yes	Yes	Yes	1.5451	1.540572		
6	2/26/10	20:00	1.51878	Bullish	SL	GBPUSD	15min	Cypher	Limit Order	20.4	1.52167	1.51776	SL	SL	SL	SL	SL	SL	SL	SL	SL	SL	SL	SL	SL	1.53224	1.521671	1	
7	2/23/10	23:00	1.51012	Bearish	MAE not beyond X	GBPUSD	15min	Cypher	Limit Order	20.5	1.50741	1.51115	Yes	Yes	Yes	Yes	Yes	Yes	Yes	Yes	Yes	Yes	Yes	Yes	Yes	1.49714	1.507407	1	
15	4/22/10	21:00	1.53311	Bullish	SL Hit Adjusted TP but not	GBPUSD	15min	Cypher	Limit Order	16.9	1.53607	1.53227	SL	SL	SL	SL	SL	SL	SL	SL	SL	SL	SL	SL	SL	1.5472	1.536069	1	
8	5/8/10	0:30	1.4911	Bearish	SL	GBPUSD	15min	Cypher	Limit Order	52.5	1.48176	1.49373	SL	SL	SL	SL	SL	SL	SL	SL	SL	SL	SL	SL	SL	1.44748	1.481756	3	
16	5/14/10	20:45	1.46379	Bearish	MAE not beyond X	GBPUSD	15min	Cypher	Limit Order	27.4	1.46079	1.46516	Yes	Yes	Yes	Yes	Yes	Yes	Yes	Yes	Yes	Yes	Yes	Yes	Yes	1.44948	1.460788	1	
17	5/28/10	0:00	1.45812	Bearish	SL	GBPUSD	15min	Cypher	Limit Order	33.5	1.45477	1.45980	SL	SL	SL	SL	SL	SL	SL	SL	SL	SL	SL	SL	SL	1.44074	1.454766	1	
9	5/2/10	18:30	1.46288	Bullish	SL	GBPUSD	15min	Cypher	Limit Order	24.6	1.46585	1.46165	SL	SL	SL	SL	SL	SL	SL	SL	SL	SL	SL	SL	SL	1.47695	1.465847	1	
10	5/15/10	18:15	1.48084	Bearish	MAE not beyond X	GBPUSD	15min	Cypher	Limit Order	27.8	1.47816	1.48223	No	Yes	Yes	Yes	No	No	No	Yes	Yes	Yes	No	No	No	1.46817	1.47816		
11	5/25/10	23:00	1.50109	Bearish	SL	GBPUSD	15min	Cypher	Limit Order	18.1	1.49819	1.50200	SL	SL	SL	SL	SL	SL	SL	SL	SL	SL	SL	SL	SL	1.48546	1.49819	1	
18	5/29/10	21:15	1.51279	Bearish	MAE not beyond X	GBPUSD	15min	Cypher	Limit Order	20	1.51030	1.51379	No	Yes	Yes	Yes	Yes	Yes	Yes	Yes	Yes	Yes	Yes	Yes	Yes	1.50114	1.510296		
12	5/30/10	8:30	1.50116	Bullish	MAE not beyond X	GBPUSD	15min	Cypher	Limit Order	11.4	1.50311	1.50059	No	Yes	Yes	Yes	No	No	No	Yes	Yes	No	No	No	No	1.51049	1.503106		
19	6/6/10	14:15	1.51979	Bearish	SL	GBPUSD	15min	Cypher	Limit Order	15.3	1.51731	1.52056	SL	SL	SL	SL	SL	SL	SL	SL	SL	SL	SL	SL	SL	1.50805	1.517305		
20	6/9/10	20:15	1.51009	Bullish	SL	GBPUSD	15min	Cypher	Limit Order	18.8	1.51228	1.50915	SL	SL	SL	SL	SL	SL	SL	SL	SL	SL	SL	SL	SL	1.52043	1.512284		
21	7/30/10	18:00	1.558	Bullish	SL	GBPUSD	15min	Cypher	Limit Order	19.1	1.55954	1.55705	SL	SL	SL	SL	SL	SL	SL	SL	SL	SL	SL	SL	SL	1.5656	1.559541		
22	5/30/10	16:00	1.55967	Bearish	MAE not beyond X	GBPUSD	15min	Cypher	Limit Order	14.7	1.55638	1.56041	No	Yes	Yes	Yes	Yes	Yes	Yes	Yes	Yes	Yes	Yes	Yes	Yes	1.54415	1.556382	1	
23	6/6/10	17:00	1.53496	Bullish	MAE Exceed 0.35ATR	GBPUSD	15min	Cypher	Limit Order	18.9	1.53795	1.53402	Yes	Yes	No	No	No	No	No	Yes	No	No	No	No	No	1.54883	1.537949	1	
24	5/8/10	15:15	1.54882	Bearish	SL	GBPUSD	15min	Cypher	Limit Order	19.1	1.54474	1.54978	SL	SL	SL	SL	SL	SL	SL	SL	SL	SL	SL	SL	SL	1.52958	1.544742	1	
25	5/14/10	16:45	1.54652	Bearish	MAE not beyond X	GBPUSD	15min	Cypher	Limit Order	25.1	1.54401	1.54778	No	Yes	No	No	No	No	No	Yes	No	No	No	No	No	1.53473	1.544006		
26	5/22/10	2:30	1.56196	Bearish	SL	GBPUSD	15min	Cypher	Limit Order	21.2	1.55953	1.56302	SL	SL	SL	SL	SL	SL	SL	SL	SL	SL	SL	SL	SL	1.55031	1.559528		
27	5/28/10	17:30	1.58609	Bearish	SL	GBPUSD	15min	Cypher	Limit Order	19.9	1.58439	1.58709	SL	SL	SL	SL	SL	SL	SL	SL	SL	SL	SL	SL	SL	1.57791	1.584388		
28	10/1/10	15:15	1.57839	Bearish	SL	GBPUSD	15min	Cypher	Limit Order	14.1	1.57590	1.57910	SL	SL	SL	SL	SL	SL	SL	SL	SL	SL	SL	SL	SL	1.56688	1.575897		
29	10/4/10	20:45	1.5872	Bearish	MAE not beyond X	GBPUSD	15min	Cypher	Limit Order	17.8	1.58454	1.58809	Yes	Yes	Yes	Yes	Yes	Yes	Yes	No	Yes	Yes	Yes	Yes	Yes	No	1.57479	1.58454	
30	10/4/10	13:45	1.578	Bullish	MAE not beyond X	GBPUSD	15min	Cypher	Limit Order	10.2	1.57880	1.57749	No	Yes	No	No	No	No	No	Yes	No	No	No	No	No	1.58179	1.578799		
31	10/6/10	12:00	1.59291	Bearish	MAE not beyond X	GBPUSD	15min	Cypher	Limit Order	6.6	1.59172	1.59324	No	Yes	No	No	No	No	No	Yes	No	No	No	No	No	1.58709	1.591724		
32	10/8/10	15:15	1.58253	Bullish	MAE Exceed 0.21ATR	GBPUSD	15min	Cypher	Limit Order	12.1	1.58415	1.58193	Yes	Yes	Yes	Yes	No	No	No	Yes	Yes	Yes	Yes	No	No	1.5899	1.584154		
33	10/12/10	22:00	1.57929	Bullish	SL	GBPUSD	15min	Cypher	Limit Order	19.8	1.58070	1.57830	SL	SL	SL	SL	SL	SL	SL	SL	SL	SL	SL	SL	SL	1.58602	1.580701		
34	10/13/10	16:15	1.59162	Bearish	MAE not beyond X	GBPUSD	15min	Cypher	Limit Order	17	1.58813	1.59247	No	Yes	Yes	No	No	No	No	Yes	Yes	No	No	No	No	1.57538	1.588129	1	
35	10/13/10	13:15	1.58602	Bearish	SL	GBPUSD	15min	Cypher	Limit Order	9.43	1.58374	1.58649	SL	SL	SL	SL	SL	SL	SL	SL	SL	SL	SL	SL	SL	1.57538	1.583735		
36	10/19/10	13:45	1.58364	Bullish	SL	GBPUSD	15min	Cypher	Limit Order	14.9	1.58592	1.58290	SL	SL	SL	SL	SL	SL	SL	SL	SL	SL	SL	SL	SL	1.59417	1.585916		
37	10/20/10	12:00	1.57419	Bearish	SL	GBPUSD	15min	Cypher	Limit Order	11.4	1.57215	1.57476	SL	SL	SL	SL	SL	SL	SL	SL	SL	SL	SL	SL	SL	1.56486	1.57215		
38	10/25/10	9:00	1.57305	Bearish	SL	GBPUSD	15min	Cypher	Limit Order	12.6	1.57134	1.57368	SL	SL	SL	SL	SL	SL	SL	SL	SL	SL	SL	SL	SL	1.56503	1.571342		
39	11/16/10	14:45	1.6027	Bullish	SL	GBPUSD	15min	Cypher	Limit Order	12.3	1.60385	1.60209	SL	SL	SL	SL	SL	SL	SL	SL	SL	SL	SL	SL	SL	1.60801	1.603845		
40	11/29/10	14:00	1.56221	Bearish	SL	GBPUSD	15min	Cypher	Limit Order	8.43	1.56088	1.56263	SL	SL	SL	SL	SL	SL	SL	SL	SL	SL	SL	SL	SL	1.55588	1.560878		
41	11/30/10	11:45	1.55264	Bullish	MAE not beyond X	GBPUSD	15min	Cypher	Limit Order	11.3	1.55370	1.55208	Yes	Yes	Yes	Yes	Yes	No	No	Yes	Yes	Yes	Yes	Yes	No	No	1.55761	1.5537	
43	11/30/10	23:45	1.55706	Bearish	SL	GBPUSD	15min	Cypher	Limit Order	19.7	1.55521	1.55805	SL	SL	SL	SL	SL	SL	SL	SL	SL	SL	SL	SL	SL	1.54836	1.555213		
42	12/1/10	17:30	1.56461	Bearish	MAE marginally exceed X	GBPUSD	15min	Cypher	Limit Order	21.4	1.56118	1.56568	Yes	Yes	Yes	No	No	No	No	Yes	Yes	No	No	No	No	1.54836	1.561175	1	
44	12/1/10	15:45	1.55472	Bullish	MAE not beyond X	GBPUSD	15min	Cypher	Limit Order	9.89	1.55567	1.55423	No	Yes	Yes	Yes	Yes	Yes	Yes	Yes	Yes	Yes	Yes	Yes	Yes	1.55924	1.555665		
45	12/9/10	17:45	1.5759	Bullish	SL	GBPUSD	15min	Cypher	Limit Order	15.7	1.57751	1.57512	SL	SL	SL	SL													

FREE TUTORIAL

THRILL PRECEEDS SETBACK

WWW.POWERUPGAMMAS.COM

Consol S/N	S/N	Entry Date	Entry Time	Bullish/Bearish	Currency Pair	Chart Interval	Trading System	C-D	Position	38.2%	50.0%	61.8%	78.6%	88.6%	100.0%	Name of Day	Month	Quarter	Year	Risk Pips	eward Pips	WinLoss	P/L-Net.cc	P/L-Net	Acc. Value					
1	1	1/6/10	23:00	Bullish	USDCAD	60min	Cypher	58.3099999	0.65	(23.09)	(23.09)	(23.09)	(23.09)	(23.09)	(23.09)	Wednesday	1	1	2010	23.0900000	22.27	Loss	(157.25)	(157.25)		Fibonacci	Scheme 1			
2	1	1/6/10	19:00	Bearish	USDJPY	60min	Cypher	113.32	0.33	(45.19)	(45.19)	(45.19)	(45.19)	(45.19)	(45.19)	Wednesday	1	1	2010	45.1899999	43.29	Loss	(155.66)	(312.91)						
3	130	1/7/10	22:00	Bullish	EURUSD	60min	Cypher	129.8	0.29	(51.81)	(51.81)	(51.81)	(51.81)	(51.81)	(51.81)	Thursday	1	1	2010	51.8100000	49.58	Loss	(155.45)	(468.36)						
4	2	1/7/10	16:00	Bullish	USDCAD	60min	Cypher	48.7299999	0.77	18.61	24.36	30.12	38.30	43.17	48.73	Thursday	1	1	2010	19.5799999	18.61	Win	365.48	(102.87)						
5	3	1/14/10	23:00	Bullish	USDCAD	60min	Cypher	128.7800000	0.30	(50.30)	(50.30)	(50.30)	(50.30)	(50.30)	(50.30)	Thursday	1	1	2010	50.2999999	49.19	Loss	(155.49)	(258.36)						
6	125	1/18/10	16:00	Bearish	GBPUSD	60min	Cypher	115.12	0.33	(45.04)	(45.04)	(45.04)	(45.04)	(45.04)	(45.04)	Monday	1	1	2010	45.0400000	43.98	Loss	(155.67)	(414.03)						
7	2	1/20/10	16:00	Bullish	GBPUSD	60min	Cypher	194	0.19	(78.11)	(78.11)	(78.11)	(78.11)	(78.11)	(78.11)	Wednesday	1	1	2010	78.11	74.12	Loss	(154.96)	(568.99)						
8	2	1/21/10	13:00	Bearish	USDJPY	60min	Cypher	136.9	0.28	52.30	68.45	84.60	107.60	121.29	136.90	Thursday	1	1	2010	53.8399999	52.30	Win	376.01	(192.97)						
9	4	1/22/10	21:00	Bullish	GBPUSD	60min	Cypher	125	0.30	(49.47)	(49.47)	(49.47)	(49.47)	(49.47)	(49.47)	Friday	1	1	2010	49.47	47.91	Loss	(155.52)	(348.49)						
10	3	1/22/10	1:00	Bullish	USDJPY	60min	Cypher	123.5200000	0.31	(48.19)	(48.19)	(48.19)	(48.19)	(48.19)	(48.19)	Friday	1	1	2010	48.1899999	47.18	Loss	(155.56)	(504.05)						
11	1	1/28/10	12:00	Bearish	AUDUSD	60min	Cypher	107.3099999	0.36	40.99	53.65	66.32	84.35	95.08	107.31	Thursday	1	1	2010	41.5200000	40.99	Win	381.87	(122.17)						
12	99	2/3/10	22:00	Bearish	USDCAD	60min	Cypher	64.1800000	0.59	24.52	0.00	0.00	0.00	0.00	0.00	Wednesday	2	1	2010	25.5799999	24.52	Win	(6.93)	(129.10)						
13	4	2/3/10	22:00	Bearish	USDJPY	60min	Cypher	68.8599999	0.56	(26.73)	(26.73)	(26.73)	(26.73)	(26.73)	(26.73)	Wednesday	2	1	2010	26.7300000	26.30	Loss	(156.81)	(285.91)						
14	2	2/4/10	7:00	Bullish	AUDUSD	60min	Cypher	106.48	0.35	(42.68)	(42.68)	(42.68)	(42.68)	(42.68)	(42.68)	Thursday	2	1	2010	42.6800000	40.68	Loss	(155.76)	(441.67)						
15	1	2/11/10	22:00	Bullish	EURUSD	60min	Cypher	98.0299999	0.39	(38.92)	(38.92)	(38.92)	(38.92)	(38.92)	(38.92)	Thursday	2	1	2010	38.9200000	37.45	Loss	(155.93)	(597.59)						
16	5	2/11/10	0:00	Bearish	USDJPY	60min	Cypher	60.5099999	0.61	(24.52)	(24.52)	(24.52)	(24.52)	(24.52)	(24.52)	Thursday	2	1	2010	24.5199999	23.11	Loss	(157.06)	(754.65)						
17	2	2/17/10	1:00	Bearish	EURUSD	60min	Cypher	212.58	0.18	81.21	106.29	131.37	167.09	188.35	212.58	Wednesday	2	1	2010	85.0800000	81.21	Win	369.91	(384.74)						
18	4	2/18/10	23:00	Bullish	USDCAD	60min	Cypher	68.0799999	0.55	26.01	0.00	0.00	0.00	0.00	0.00	Thursday	2	1	2010	27.0700000	26.01	Win	(6.77)	(391.52)						
19	7	2/19/10	1:00	Bearish	USDJPY	60min	Cypher	64.0100000	0.59	(25.64)	(25.64)	(25.64)	(25.64)	(25.64)	(25.64)	Friday	2	1	2010	25.6399999	24.45	Loss	(156.93)	(548.44)						
20	8	2/24/10	0:00	Bullish	USDJPY	60min	Cypher	188.1600000	0.20	(74.52)	(74.52)	(74.52)	(74.52)	(74.52)	(74.52)	Wednesday	2	1	2010	74.5199999	71.88	Loss	(155.01)	(703.45)						
21	3	3/2/10	0:00	Bullish	EURUSD	60min	Cypher	182.8500000	0.20	69.85	0.00	0.00	0.00	0.00	0.00	Tuesday	3	1	2010	73.2300000	69.85	Win	(5.02)	(708.47)						
22	9	3/4/10	23:00	Bearish	USDJPY	60min	Cypher	105.0000000	0.35	(42.95)	(42.95)	(42.95)	(42.95)	(42.95)	(42.95)	Thursday	3	1	2010	42.9499999	40.11	Loss	(155.75)	(864.22)						
23	217	3/5/10	23:00	Bearish	USDJPY	60min	Cypher	171.41	0.22	(69.71)	(69.71)	(69.71)	(69.71)	(69.71)	(69.71)	Friday	3	1	2010	69.7100000	65.48	Loss	(155.08)	(1,019.29)						
24	4	3/16/10	3:00	Bearish	AUDUSD	60min	Cypher	52.3699999	0.74	20.01	26.18	0.00	0.00	0.00	0.00	Tuesday	3	1	2010	20.23	20.01	Win	(7.71)	(1,027.00)						
25	3	3/17/10	3:00	Bearish	AUDUSD	60min	Cypher	77.6899999	0.48	(31.43)	(31.43)	(31.43)	(31.43)	(31.43)	(31.43)	Wednesday	3	1	2010	31.4300000	29.68	Loss	(156.39)	(1,183.39)						
26	93	3/18/10	14:00	Bullish	EURUSD	60min	Cypher	140.79	0.27	(56.22)	(56.22)	(56.22)	(56.22)	(56.22)	(56.22)	Thursday	3	1	2010	56.2200000	53.78	Loss	(155.33)	(1,338.72)						
27	10	3/19/10	0:00	Bearish	USDJPY	60min	Cypher	75.47	0.50	28.83	0.00	0.00	0.00	0.00	0.00	Friday	3	1	2010	29.9099999	28.83	Win	(6.51)	(1,345.23)						
28	5	3/23/10	23:00	Bearish	AUDUSD	60min	Cypher	109.58	0.34	41.86	54.79	67.72	86.13	97.09	109.58	Tuesday	3	1	2010	44.2000000	41.86	Win	366.18	(979.05)						
29	5	3/23/10	20:00	Bearish	USDCAD	60min	Cypher	60.3600000	0.63	23.06	30.18	37.30	47.44	53.48	60.36	Tuesday	3	1	2010	23.6799999	23.06	Win	375.18	(603.87)						
30	94	3/24/10	1:00	Bearish	EURUSD	60min	Cypher	73.7999999	0.51	28.19	36.90	45.61	58.01	65.39	73.80	Wednesday	3	1	2010	29.5999999	28.19	Win	367.45	(236.41)						
31	6	3/26/10	4:00	Bullish	AUDUSD	60min	Cypher	59.0000000	0.63	22.54	29.50	0.00	0.00	0.00	0.00	Friday	3	1	2010	23.7199999	22.54	Win	(7.16)	(243.58)						
32	4	4/7/10	18:00	Bearish	EURUSD	60min	Cypher	41.4999999	0.90	15.85	20.75	25.65	32.62	36.77	41.50	Wednesday	4	2	2010	16.5800000	15.85	Win	366.93	123.35						
33	218	4/7/10	11:00	Bearish	USDJPY	60min	Cypher	66.5199999	0.56	25.41	33.26	41.11	52.28	58.94	66.52	Wednesday	4	2	2010	26.8700000	25.41	Win	364.55	487.91						
34	95	4/8/10	23:00	Bearish	EURUSD	60min	Cypher	75.2200000	0.50	(29.83)	(29.83)	(29.83)	(29.83)	(29.83)	(29.83)	Thursday	4	2	2010	29.8299999	28.73	Loss	(156.51)	331.39						
35	126	4/22/10	21:00	Bullish	GBPUSD	60min	Cypher	111	0.34	(44.00)	(44.00)	(44.00)	(44.00)	(44.00)	(44.00)	Thursday	4	2	2010	44.00	42.40	Loss	(155.70)	175.69						
36	5	4/24/10	0:00	Bearish	EURUSD	60min	Cypher	173.1000000	0.22	66.12	0.00	0.00	0.00	0.00	0.00	Saturday	4	2	2010	69.1639999	66.12	Win	(5.08)	170.60						
37	7	4/26/10	20:00	Bearish	AUDUSD	60min	Cypher	131.7499999	0.28	50.33	65.87	81.42	103.56	116.73	131.75	Monday	4	2	2010	52.9400000	50.33	Win	367.88	538.49						
38	6	4/28/10	0:00	Bullish	EURUSD	60min	Cypher	169.4400000	0.23	(65.85)	(65.85)	(65.85)	(65.85)	(65.85)	(65.85)	Wednesday	4	2	2010	65.8499999	64.73	Loss	(155.14)	383.35						
39	7	5/3/10	23:00	Bullish	EURUSD	60min	Cypher	193.8400000	0.20	(76.43)	(76.43)	(76.43)	(76.43)	(76.43)	(76.43)	Monday	5	2	2010	76.4299999	74.05	Loss	(154.98)	228.37						
40	8	5/7/10	23:00	Bullish	EURUSD	60min	Cypher	168.37	0.23	64.32	84.19	104.05	132.34	149.18	168.37	Friday	5	2	2010	65.4900000	64.32	Win	380.49	608.86						
41	11	5/13/10	20:00	Bullish	USDJPY	60min	Cypher	94.1599999	0.41	35.97	0.00	0.00	0.00	0.00	0.00	Thursday	5	2	2010	36.9600000	35.97	Win	(6.03)	602.83						
42	9	5/18/10	0:00	Bullish	AUDUSD	60min	Cypher	84.2700000	0.46	(32.88)	(32.88)	(32.88)	(32.88)	(32.88)	(32.88)	T														

FREE TUTORIAL

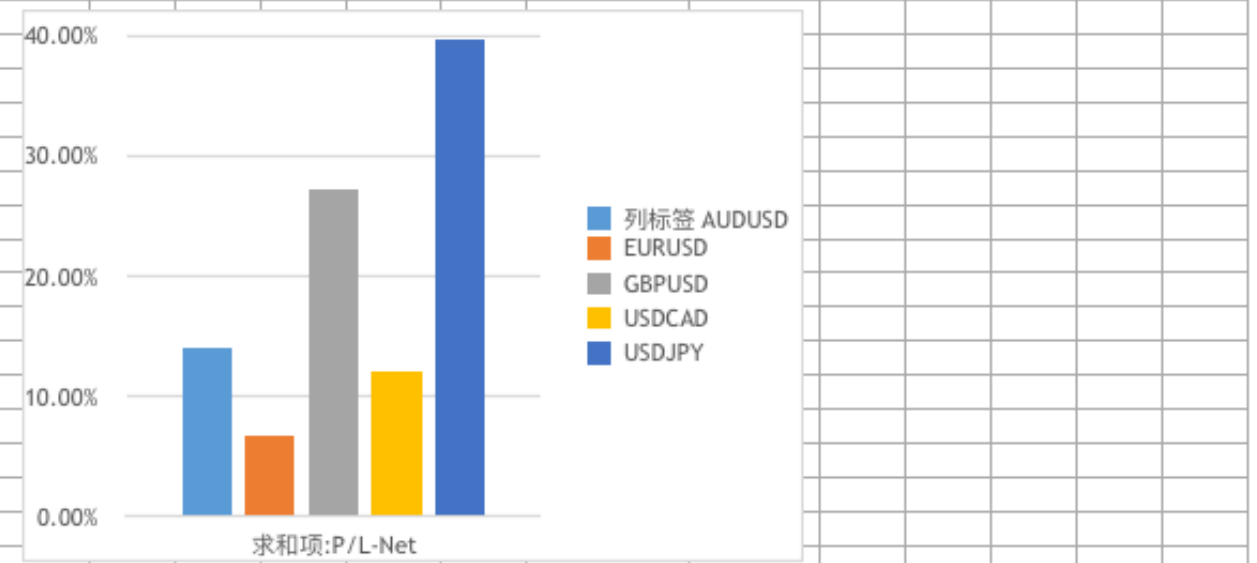


THRILL PRECEEDS SETBACK

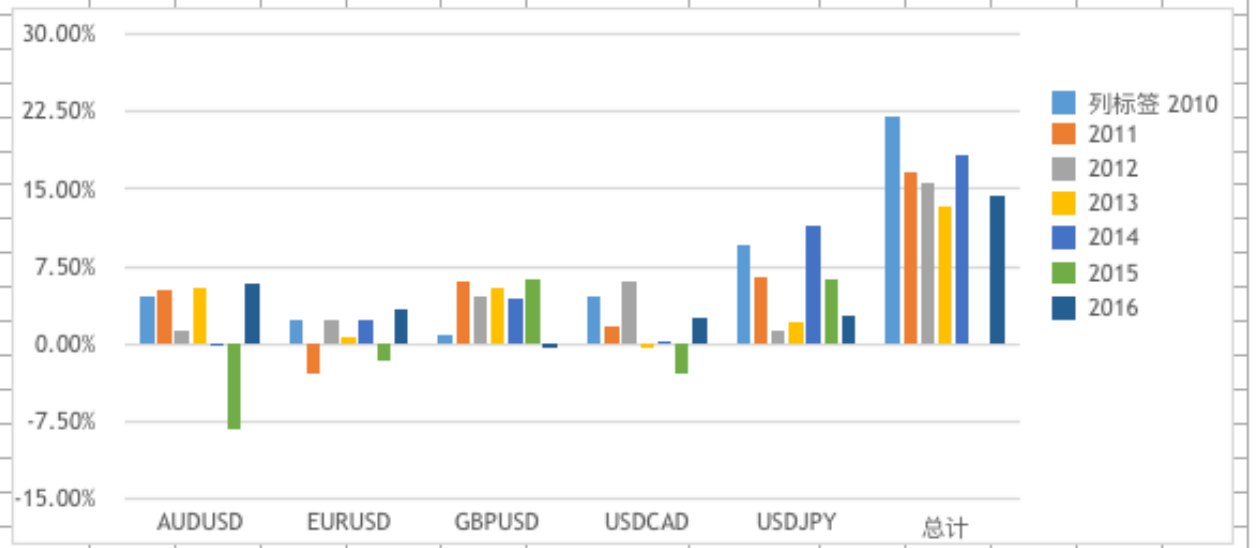
WWW.POWERUPGAMMAS.COM

View Zoom 125% Add Category PivotT Stas. Sheet GBPUSD 60min USDJPY 60min AUDUSD 60min EURUSD 60min GBPUSD 60min Final USDJPY 60min Final AU < >

Year	(全部)
Trading System	(全部)
列标签	AUDUSD EURUSD GBPUSD USDCAD USDJPY 总计
求和项:P/L-Net	14.04% 6.80% 27.32% 12.05% 39.78% 100.00%



求和项:P/L-Net	列标签	2010	2011	2012	2013	2014	2015	2016	总计
行标签	AUDUSD	4.56%	5.26%	1.25%	5.45%	-0.11%	-8.19%	5.82%	14.04%
	EURUSD	2.43%	-2.77%	2.37%	0.72%	2.25%	-1.55%	3.35%	6.80%
	GBPUSD	0.81%	6.01%	4.70%	5.43%	4.45%	6.22%	-0.29%	27.32%
	USDCAD	4.70%	1.63%	6.01%	-0.38%	0.34%	-2.84%	2.60%	12.05%
	USDJPY	9.55%	6.42%	1.22%	2.07%	11.38%	6.33%	2.80%	39.78%
总计		22.06%	16.55%	15.54%	13.29%	18.31%	-0.04%	14.29%	100.00%



Comment:
Following pairs are performing relatively good, it should be put into Trading Portfolio
(1) GBPUSD
(2) GBPUSD

Following pairs are performing just fine, it can be put into consideration of Trading Portfolio for a large basket.
(1) USDCAD

Following pairs are not desirable for Trading Portfolio
(1) EURUSD

Following pairs warrant a further look into the performance
(1) AUDUSD

FREE TUTORIAL



THRILL PRECEEDS SETBACK

WWW.POWERUPGAMMAS.COM

125% View Zoom Add Category Insert Table Chart Text Shape Media Comment Collaborate Format Organize

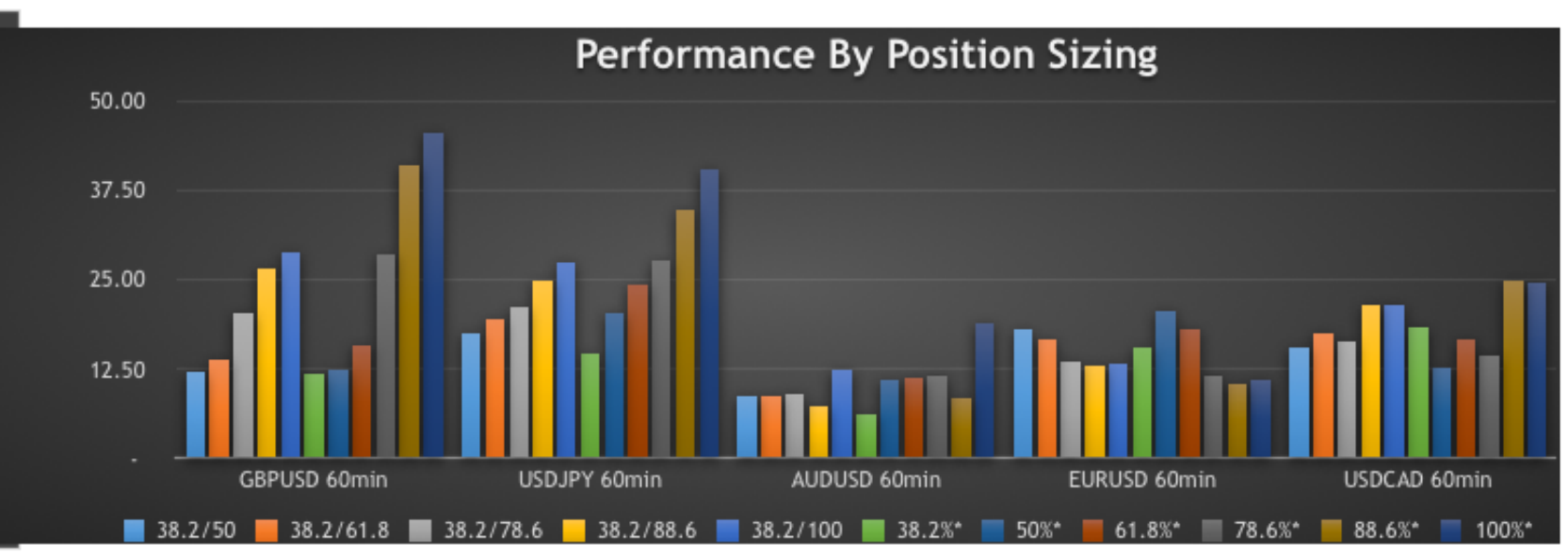
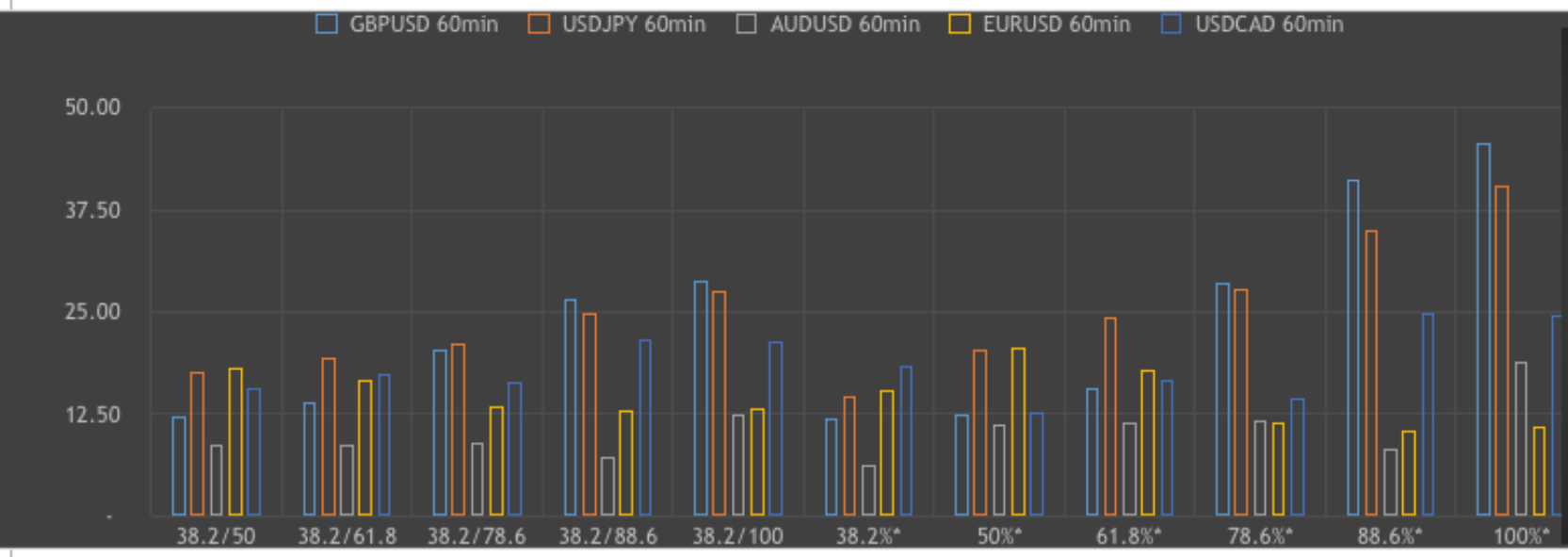
GBPUSD 240min GBPUSD 15min Notes Consol PivotT **Stas. Sheet** GBPUSD 60min USDJPY 60min AUDUSD 60min EURUSD 60min GBPUSD 60min Final USDJPY 60min Final AU < >

Performance Table

	GBPUSD 60min	USDJPY 60min	AUDUSD 60min	EURUSD 60min	USDCAD 60min
38.2/50	1,410.57	3,317.45	1,245.35	2,148.0	1,463.62
38.2/61.8	1,592.96	3,687.12	1,267.18	1,991.2	1,643.07
38.2/78.6	2,339.12	4,017.50	1,281.13	1,603.3	1,539.91
38.2/88.6	3,058.79	4,686.52	1,045.82	1,542.1	2,028.18
38.2/100	3,311.50	5,198.50	1,797.79	1,575.2	2,018.35
38.2%*	1,379.62	2,763.28	900.55	1,838.9	1,725.34
50%*	1,441.52	3,871.62	1,590.13	2,457.1	1,201.89
61.8%*	1,806.30	4,610.96	1,633.81	2,143.5	1,560.80
78.6%*	3,298.63	5,271.73	1,661.72	1,367.6	1,354.49
88.6%*	4,737.97	6,609.76	1,191.09	1,245.4	2,331.01
100%*	5,243.37	7,633.72	2,695.01	1,311.4	2,311.36
Trade	115	189	143	119	94

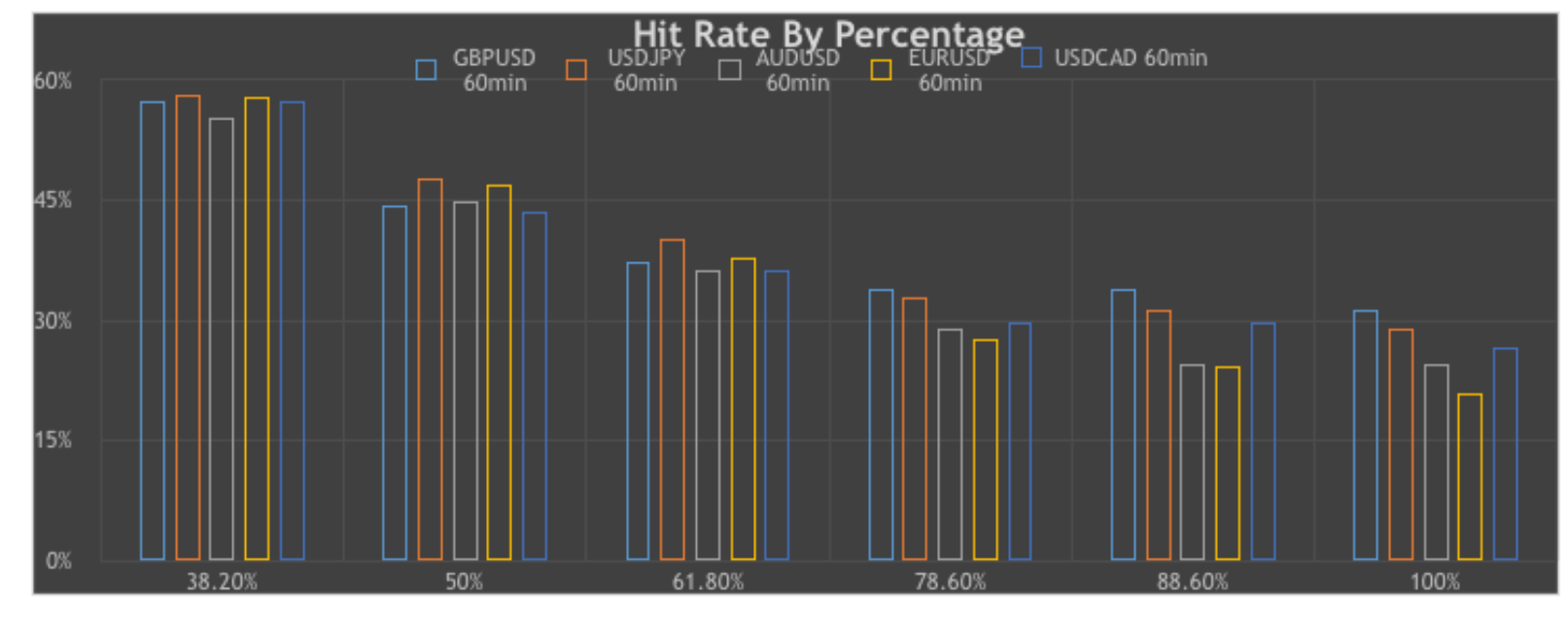
Gross Gain (1.5% Risk) Not Considering Cost

	GBPUSD 60min	USDJPY 60min	AUDUSD 60min	EURUSD 60min	USDCAD 60min	Average
38.2/50	12.27	17.55	8.71	18.05	15.57	14.43
38.2/61.8	13.85	19.51	8.86	16.73	17.48	15.29
38.2/78.6	20.34	21.26	8.96	13.47	16.38	16.08
38.2/88.6	26.60	24.80	7.31	12.96	21.58	18.65
38.2/100	28.80	27.51	12.57	13.24	21.47	20.72
38.2%*	12.00	14.62	6.30	15.45	18.35	13.34
50%*	12.53	20.48	11.12	20.65	12.79	15.51
61.8%*	15.71	24.40	11.43	18.01	16.60	17.23
78.6%*	28.68	27.89	11.62	11.49	14.41	18.82
88.6%*	41.20	34.97	8.33	10.47	24.80	23.95
100%*	45.59	40.39	18.85	11.02	24.59	28.09



TP Hit Distribution

	GBPUSD 60min	USDJPY 60min	AUDUSD 60min	EURUSD 60min	USDCAD 60min
38.20%	57%	58%	55%	58%	57%
50%	44%	48%	45%	47%	44%
61.80%	37%	40%	36%	38%	36%
78.60%	34%	33%	29%	28%	30%
88.60%	34%	31%	24%	24%	30%
100%	31%	29%	24%	21%	27%
# Trade	115	189	143	119	94
# Winner	35	55	35	25	23
# Losser	49	79	64	49	38
# BE	31	55	44	45	33
Win %	30%	29%	24%	21%	24%
Losser %	43%	42%	45%	41%	40%
BE %	27%	29%	31%	38%	35%
Avg. Winner	373.14	370.22	370.65	369.21	368.56
Avg. Losser	(159.45)	(161.12)	(160.59)	(161.59)	(162.25)
Expectancy	45.62	40.39	18.85	11.03	24.59



RRS Distribution	GBPUSD 60min	USDJPY 60min	AUDUSD 60min	EURUSD 60min	USDCAD 60min
接收	0.90	0.90	0.90	0.90	0.90
频率	0	0	0	0	0

Down the Rabbit Hole



- Do it Yourself
- Manual / Coding / Application
- Oceans of fun things to explore
- **Warning: 旅途坎坷**
- **Drop Out**
Video: 交易心理之做个负责任的投资者
- **If I believe Index B&H**





What's the Point...

- 你该相信谁？ SAM？
- 如何听取别人的意见
- 细节决定成败
- 还早，上船之后再说
 - 极度幸运
 - 提早退场
 - 一直都在

**FREE
TUTORIAL**



THRILL PRECEEDS SETBACK

WWW.POWERUPGAMMAS.COM



PowerUpGammas
SCHOOL



OPTION
CRASH COURSE 期权破冰课

研修·期权投资策略
OPTION AS A STRATEGIC INVESTMENT
OASI

BUNDLE
OCC / OASI 打包购买 享受折扣

IBKR
POWER COURSE
盈透·期权攻略

BUNDLE
OCC / OASI / IPC 打包购买 享受折扣

GAMMAS
TECHNICAL
LAB
技术分析实验室

OPTION
AWARENESS
BUILDER