



图表交易 (Chart Reading) 的真实与幻觉



SAM, PowerUpGammas



Let's Research Something Insane

- **横切**

随机绘制水平线并观察在此位置的价格反馈 (Price Action)

- **斜切**

随机绘制倾斜 (趋势线) 并观察对于Swing的描述

- **纵切**

统计2017年 ~ 2022年 (至今) Health Care Sector, 并计算与\$XLF相关系数 (500D)

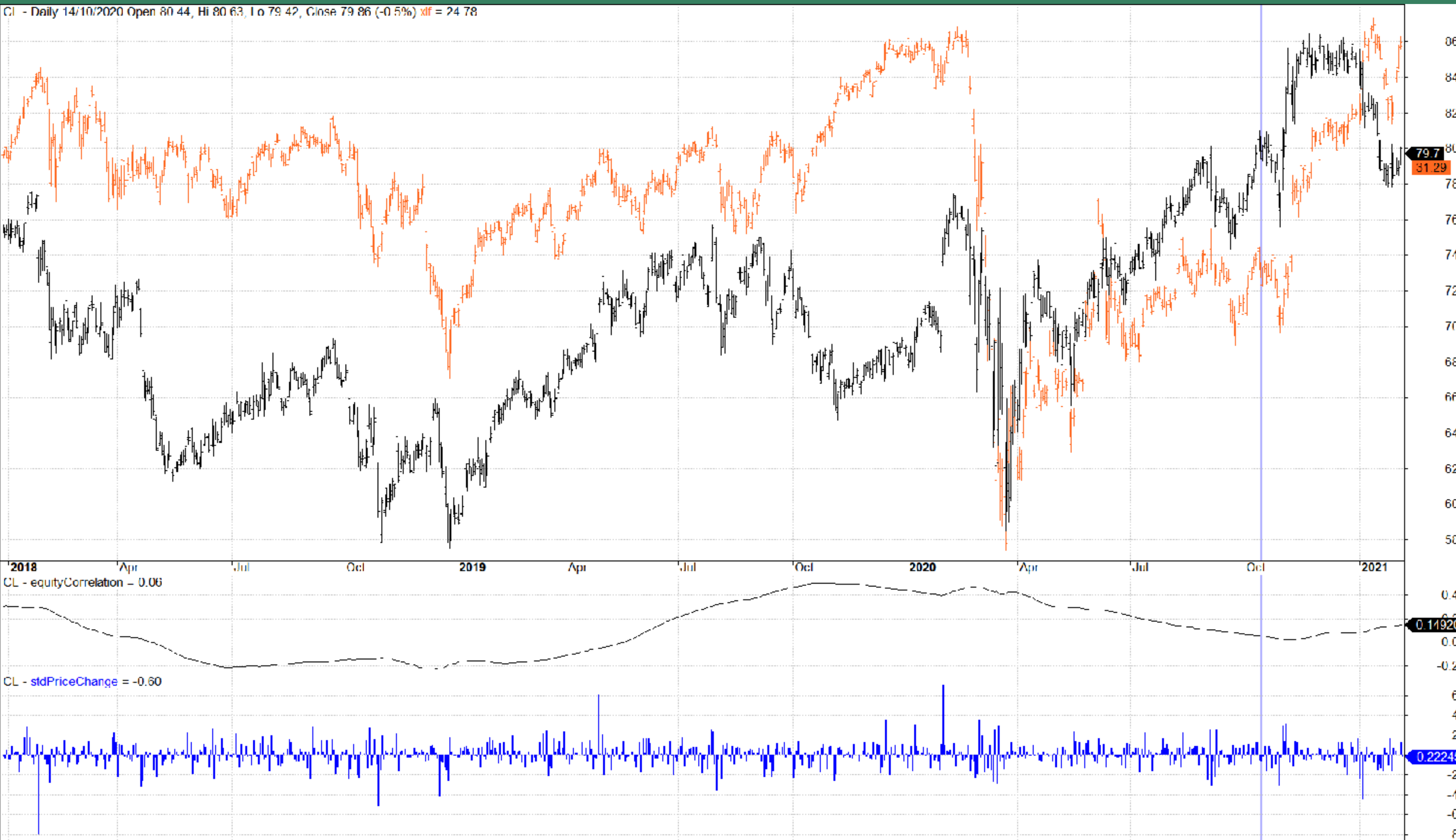
FREE TUTORIAL



EVIDENCE-BASED TECHNICAL ANALYSIS

ILLUSION DRIVE NUTS

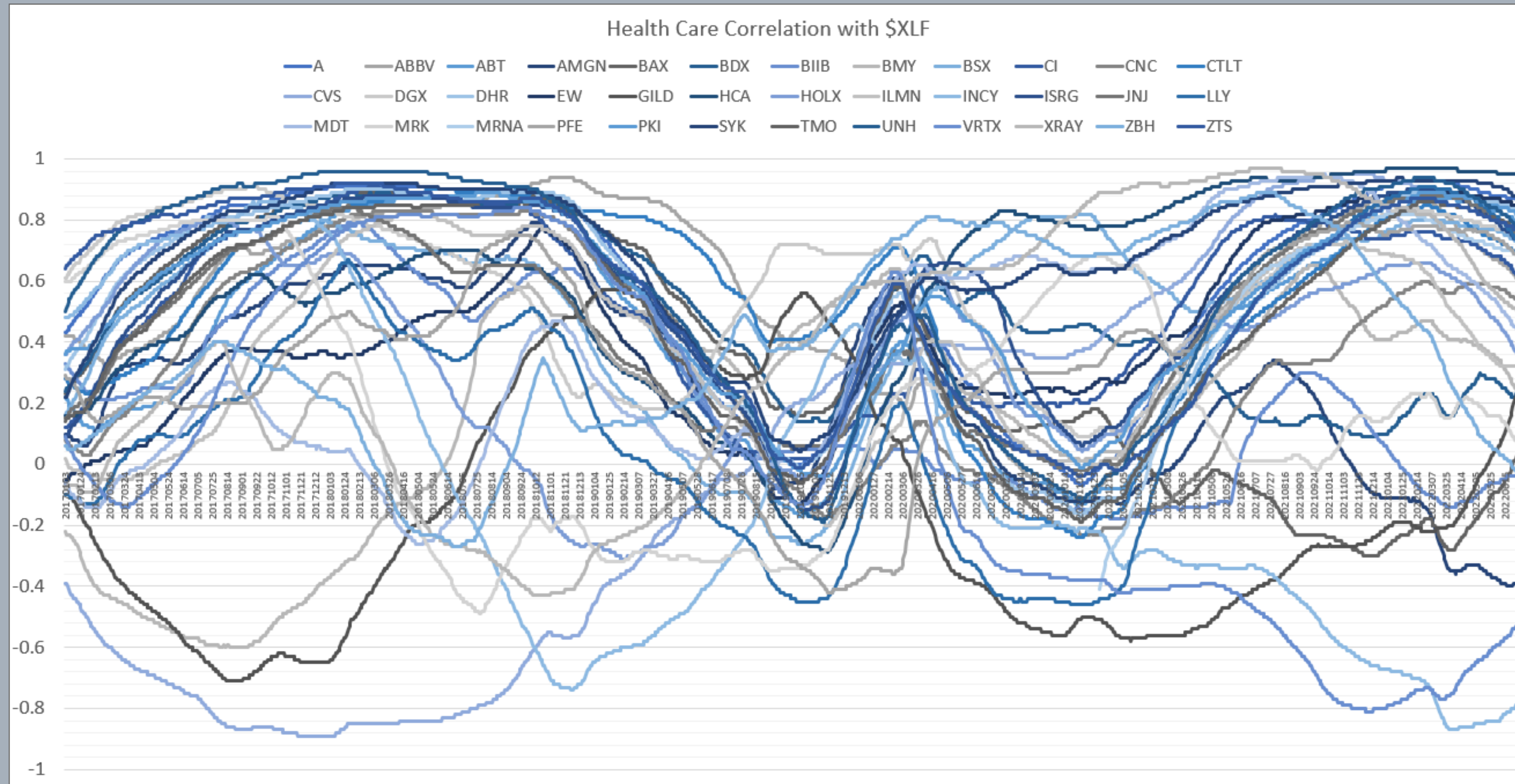
WWW.POWERUPGAMMAS.COM



06
84
82
80
79.7
81.29
78
76
74
72
70
68
66
64
62
60
50
0.4
0.2
0.0
-0.2
6
4
2
-2
-4
-6
8

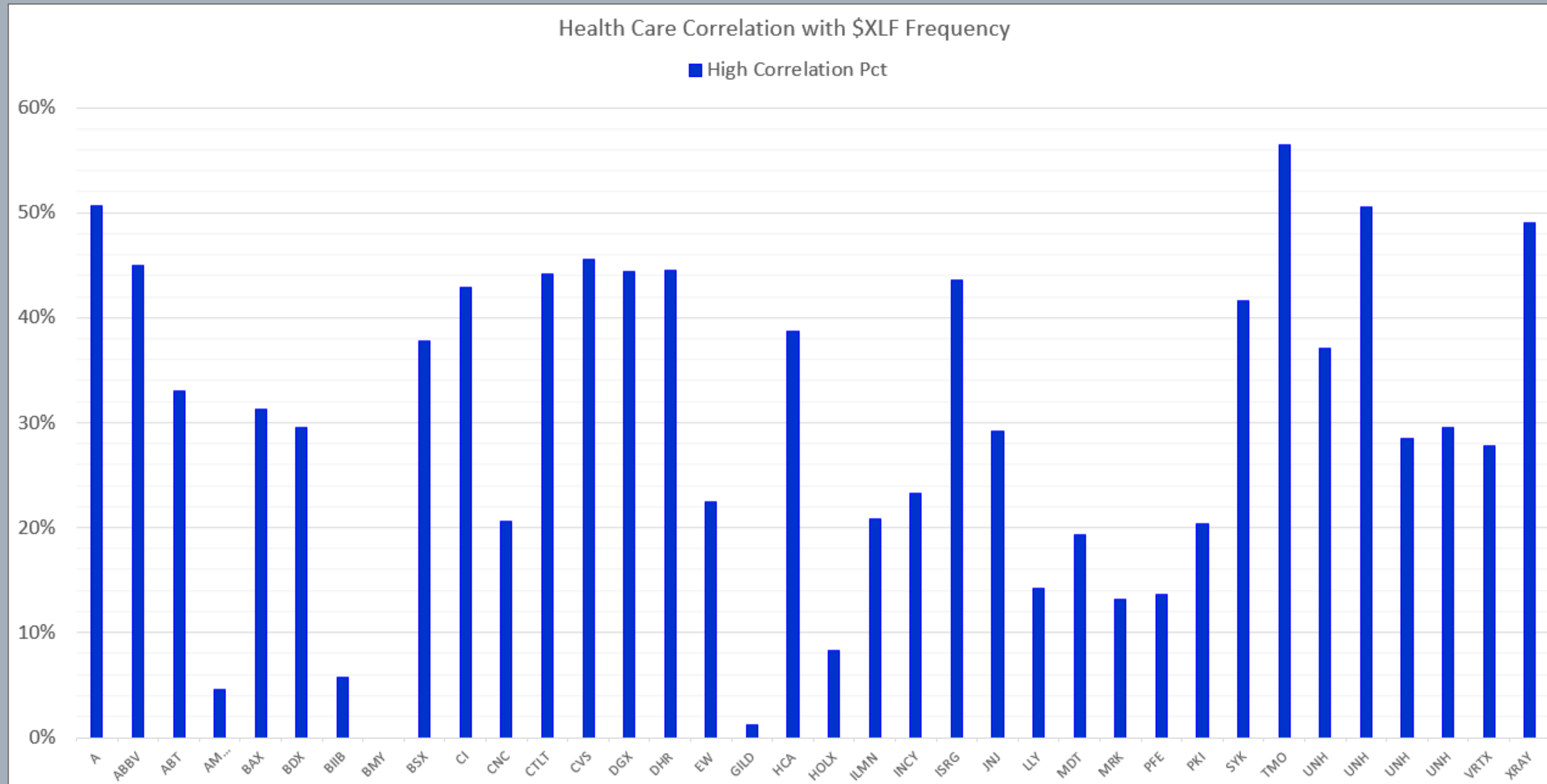


Health Care Sector (1,386 Data Pts)



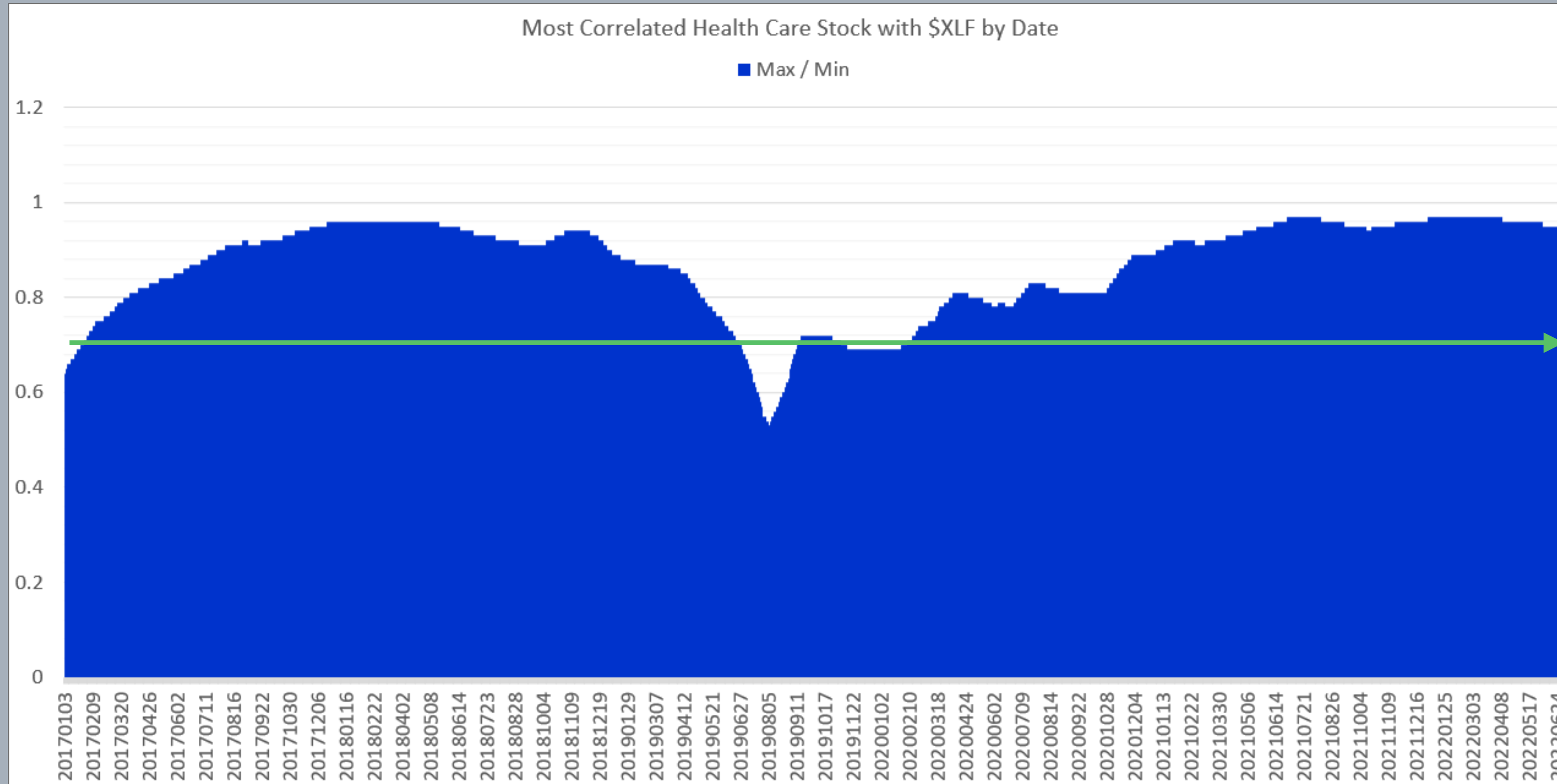


Health Care Sector (1,386 Data Pts)





Health Care Sector (1,386 Data Pts)



FREE TUTORIAL

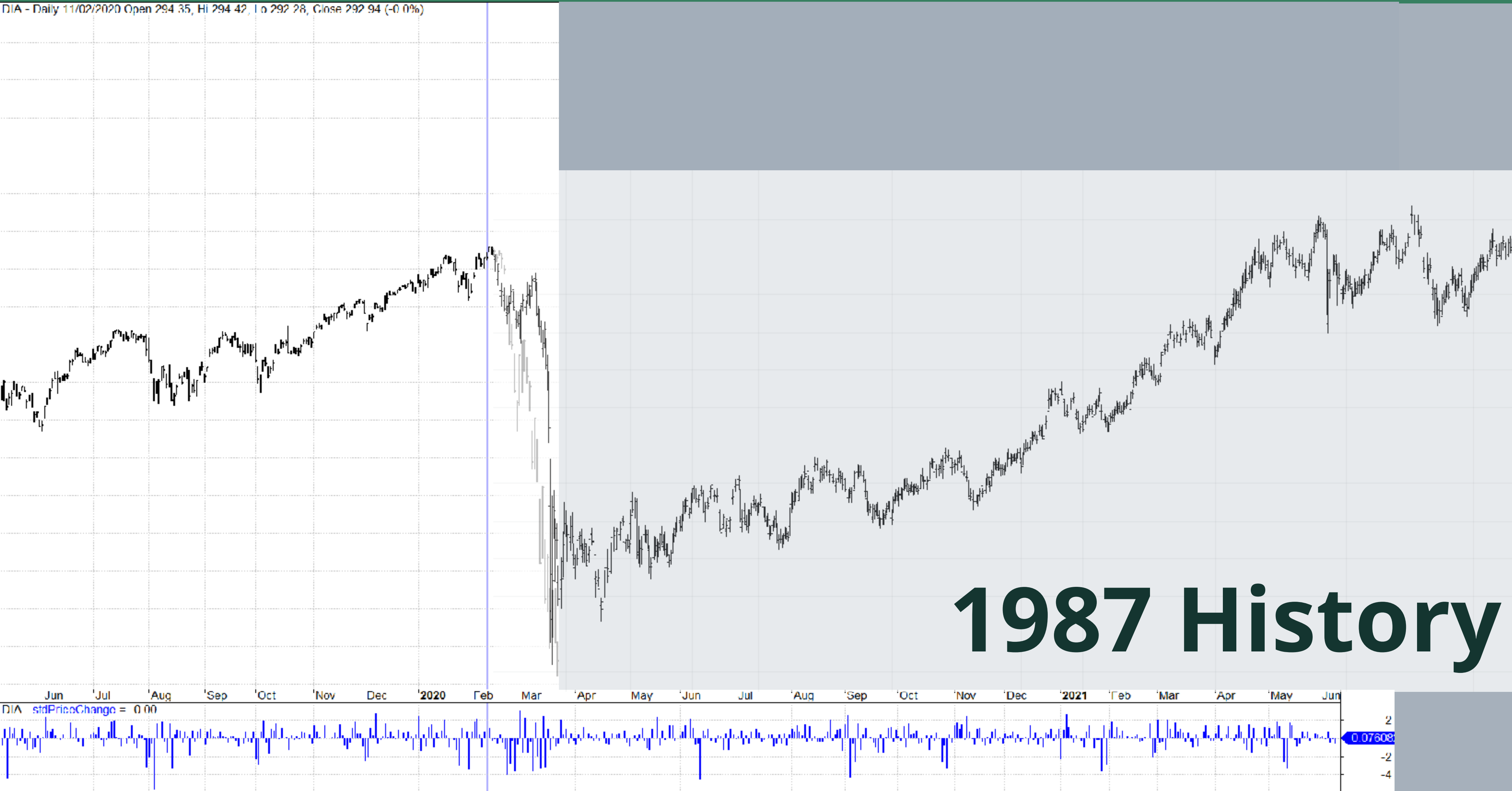


EVIDENCE-BASED TECHNICAL ANALYSIS

ILLUSION DRIVE NUTS

WWW.POWERUPGAMMAS.COM

DIA - Daily 11/02/2020 Open 294.35, Hi 294.42, Lo 292.28, Close 292.94 (-0.00%)



1987 History



What's the Point...

- **横切** Q: 我们使用的支撑阻力位置，是否为随机现象
随机绘制水平线并观察在此位置的价格反馈 (Price Action)
- **斜切** Q: 我们执着追求趋势线的正确画法，是否缘木求鱼
随机绘制倾斜（趋势线）并观察对于Swing的描述
- **纵切** Q: Chart-wise confirmation, 是否为心理安慰
统计2017年 ~ 2022年（至今）Health Care Sector, 并计算与\$XLF相关系数 (500D)



What's the Point...

- There is no Boolean answer - Keep on thinking
- 市场认识过程：不断摧毁原有理解，又不断重建
- 市场是大象 - Stay what you believe, leave room for that don't


FREE TUTORIAL



EVIDENCE-BASED TECHNICAL ANALYSIS

ILLUSION DRIVE NUTS

WWW.POWERUPGAMMAS.COM



PowerUpGammas SCHOOL



OPTION
CRASH COURSE 期权破冰课

研修·期权投资策略
OPTION AS A STRATEGIC INVESTMENT

OASI

BUNDLE
OCC / OASI 打包购买 享受折扣

IBKR
POWER COURSE
盈透·期权攻略

BUNDLE
OCC / OASI / IPC 打包购买 享受折扣

GAMMAS
TECHNICAL
LAB
技术分析实验室

OPTION
AWARENESS
BUILDER