



股票财务数据给你多大的交易优势



SAM, PowerUpGammas

FREE TUTORIAL



EVIDENCE-BASED TECHNICAL ANALYSIS

FUNDAMENTALS IMPACT

WWW.POWERUPGAMMAS.COM

基本面删选测试标的

Filters: 8

Descriptive(3)		Fundamental(5)		Technical		All(8)			
Exchange	Any	Index	S&P 500	Sector	Any	Industry	Any	Country	Any
Market Cap.	Any	P/E	Any	Forward P/E	Any	PEG	Any	P/S	Any
P/B	Any	Price/Cash	Any	Price/Free Cash Flow	Any	EPS growth this year	Any	EPS growth next year	Any
FPS growth past 5 years	Positive (>0%)	FPS growth next 5 years	Positive (>0%)	Sales growth past 5 years	Positive (>0%)	FPS growth qtr over qtr	Positive (>0%)	Sales growth qtr over qtr	Positive (>0%)
Dividend Yield	Any	Return on Assets	Any	Return on Equity	Any	Return on Investment	Any	Current Ratio	Any
Quick Ratio	Any	LT Debt/Equity	Any	Debt/Equity	Any	Gross Margin	Any	Operating Margin	Any
Net Profit Margin	Any	Payout Ratio	Any	Insider Ownership	Any	Insider Transactions	Any	Institutional Ownership	Any
Institutional Transactions	Any	Float Short	Any	Analyst Recom.	Any	Option/Short	Any	Earnings Date	Any
Performance	Any	Performance 2	Any	Volatility	Any	RSI (14)	Any	Gap	Any
20-Day Simple Moving Average	Any	50-Day Simple Moving Average	Any	200-Day Simple Moving Average	Any	Change	Any	Change from Open	Any
20-Day High/Low	Any	50-Day High/Low	Any	52-Week High/Low	Any	Pattern	Any	Candlestick	Any
Beta	Any	Average True Range	Any	Average Volume	Over 1M	Relative Volume	Any	Current Volume	Any
Price	Over \$30	Target Price	Any	IPC Date	Any	Shares Outstanding	Any	Float	Any
After-Hours Close	Any	After-Hours Change	Any						Reset (8)

Group - Good

Filters: 4

Descriptive(3)		Fundamental(1)		Technical		All(4)			
Exchange	Any	Index	S&P 500	Sector	Any	Industry	Any	Country	Any
Market Cap.	Any	P/E	Any	Forward P/E	Any	PEG	Any	P/S	Any
P/B	Any	Price/Cash	Any	Price/Free Cash Flow	Any	EPS growth this year	Any	EPS growth next year	Any
EPS growth past 5 years	Negative (<0%)	EPS growth next 5 years	Any	Sales growth past 5 years	Any	EPS growth qtr over qtr	Any	Sales growth qtr over qtr	Any
Dividend Yield	Any	Return on Assets	Any	Return on Equity	Any	Return on Investment	Any	Current Ratio	Any
Quick Ratio	Any	LT Debt/Equity	Any	Debt/Equity	Any	Gross Margin	Any	Operating Margin	Any
Net Profit Margin	Any	Payout Ratio	Any	Insider Ownership	Any	Insider Transactions	Any	Institutional Ownership	Any
Institutional Transactions	Any	Float Short	Any	Analyst Recom.	Any	Option/Short	Any	Earnings Date	Any
Performance	Any	Performance 2	Any	Volatility	Any	RSI (14)	Any	Gap	Any
20-Day Simple Moving Average	Any	50-Day Simple Moving Average	Any	200-Day Simple Moving Average	Any	Change	Any	Change from Open	Any
20-Day High/Low	Any	50-Day High/Low	Any	52-Week High/Low	Any	Pattern	Any	Candlestick	Any
Beta	Any	Average True Range	Any	Average Volume	Over 1M	Relative Volume	Any	Current Volume	Any
Price	Over \$30	Target Price	Any	IPC Date	Any	Shares Outstanding	Any	Float	Any
After-Hours Close	Any	After-Hours Change	Any						Reset (4)

Group - Undesirable



测试股票组

- 最简单的买入条件, 5Y
- \$100,000账户资金
- 允许持有25个头寸, 每个头寸占比2.5%
- 流动性筛选已经体现在基本面结果
- 雇佣8,000只猩猩 (模拟投资者不同的眼光)

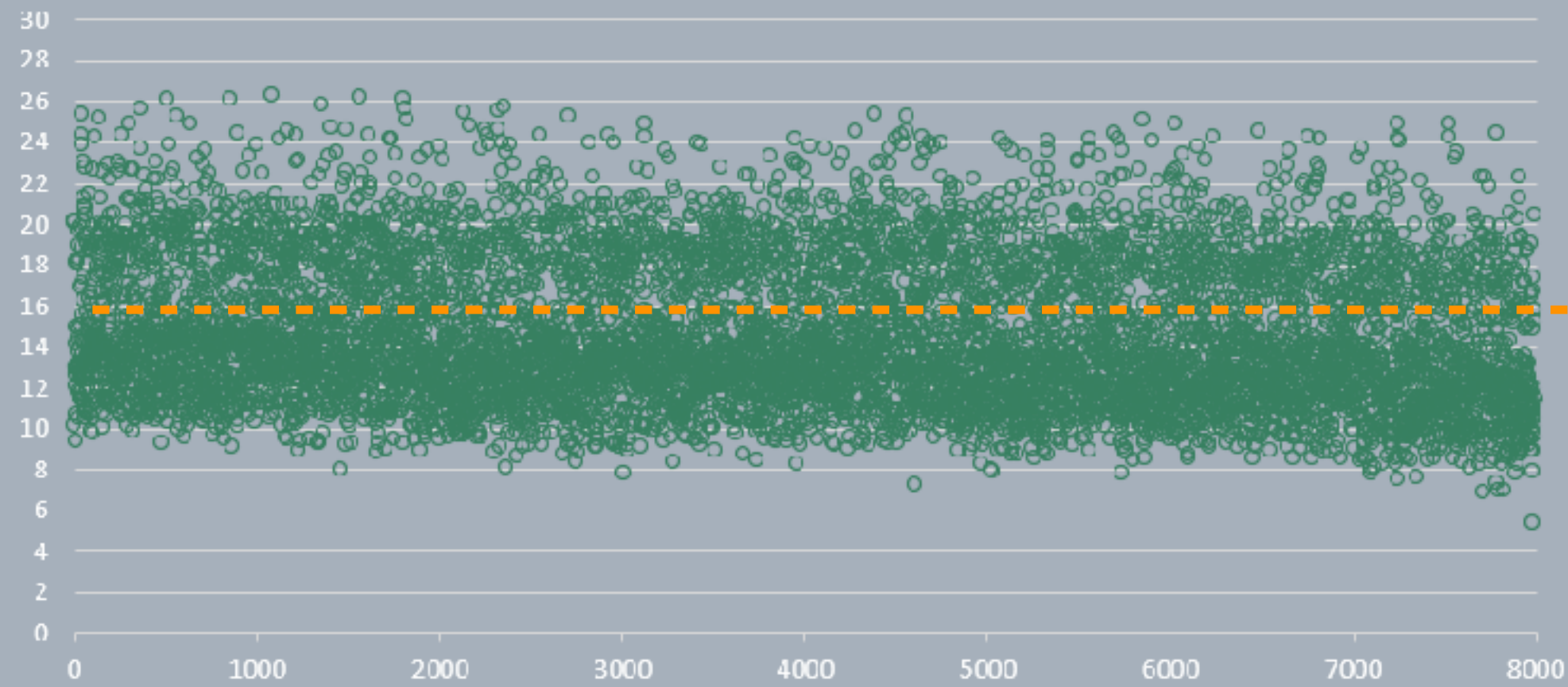


Chimp x 8,000

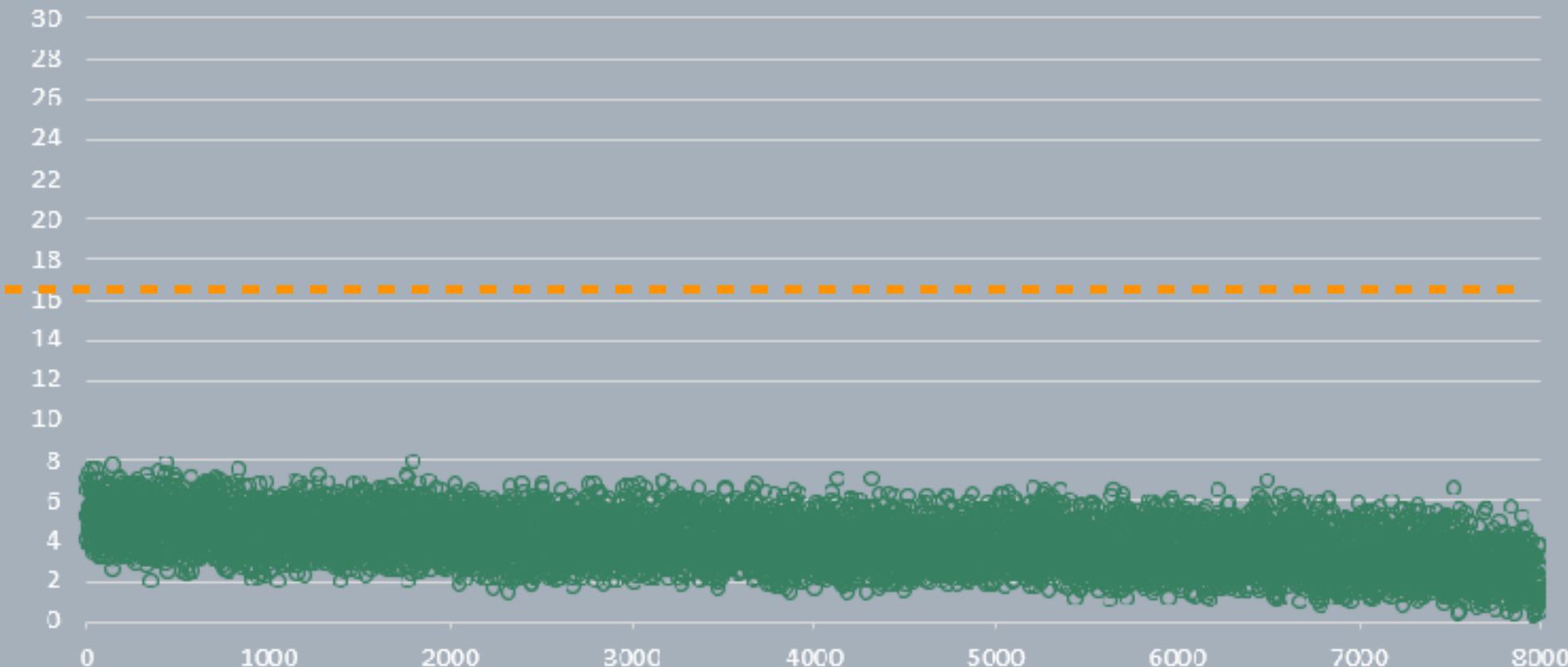


单纯的财务数据贡献

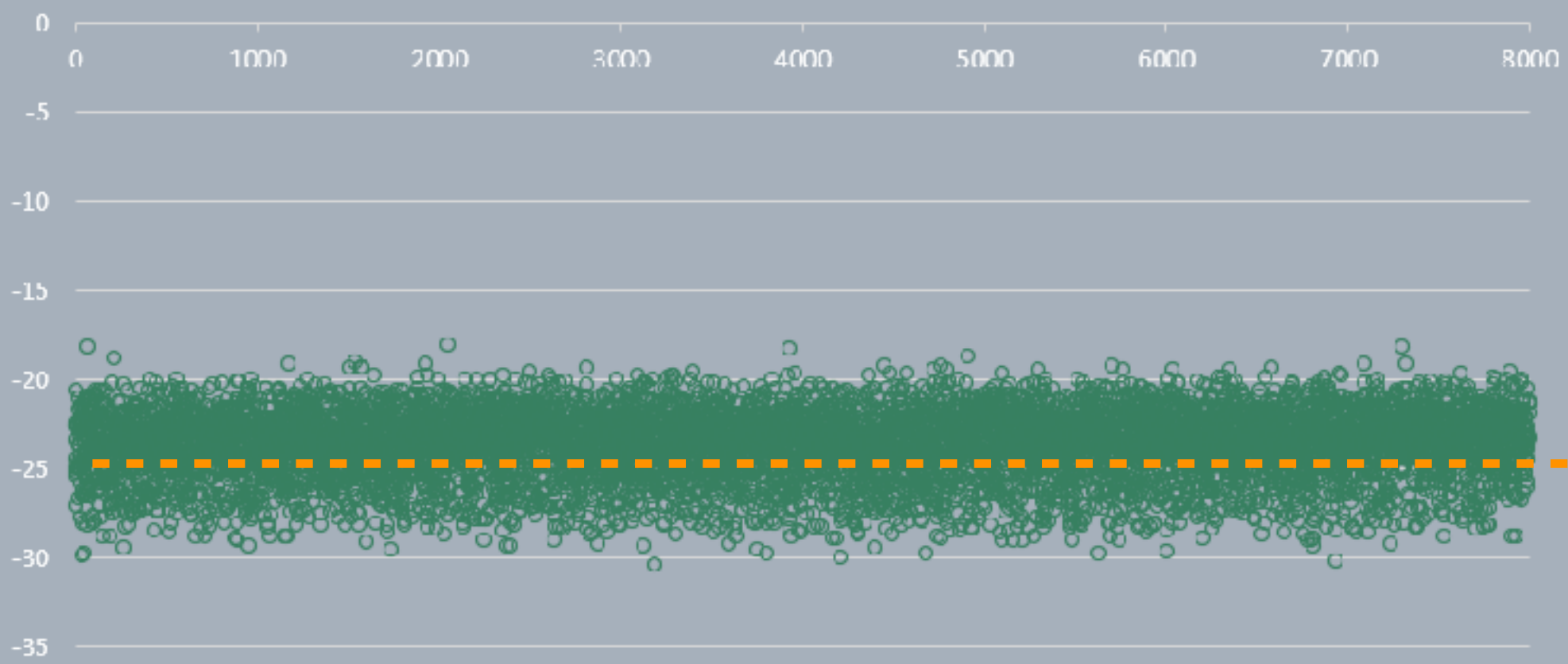
CAR | Good / B&H



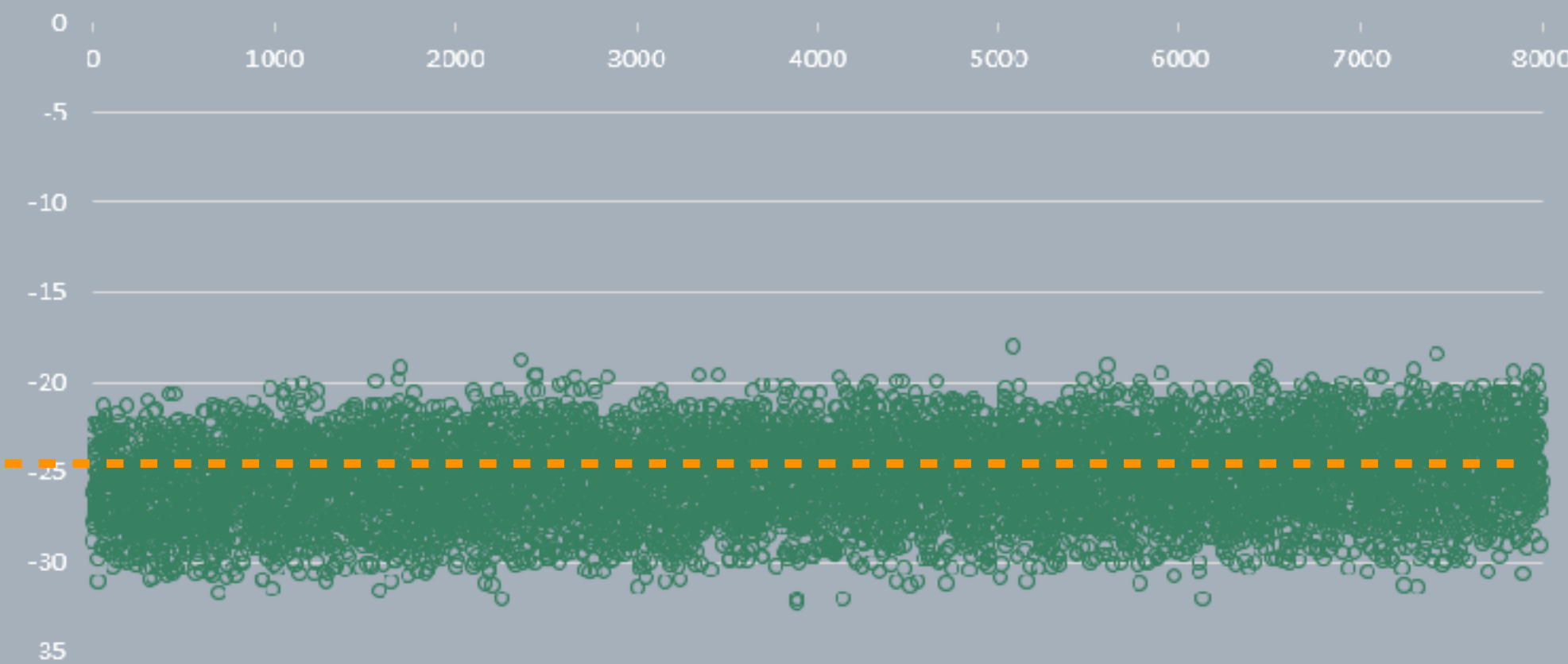
CAR | Undesirable / B&H



MDD | Good / B&H



MDD | Undesirable / B&H





测试股票组

- \$100,000账户资金
- 允许持有25个头寸，每个头寸占比2.5%
- 流动性筛选已经体现在基本面结果
- 雇佣8,000只猩猩（模拟投资者不同的眼光）
- 加入风控以及其他规则 $C > MA(35)$, Trailing Stop $5 * ATR, 5Y$

**FREE
TUTORIAL**



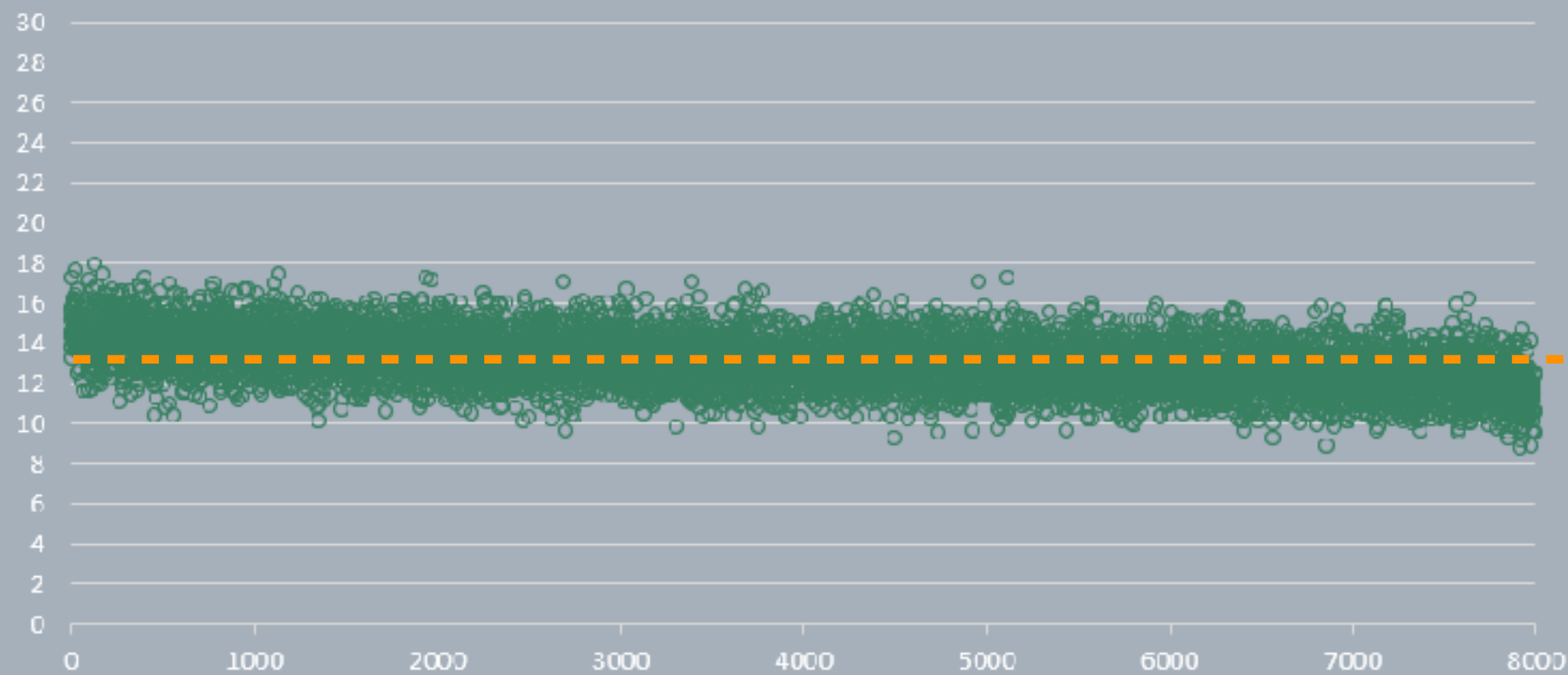
EVIDENCE-BASED TECHNICAL ANALYSIS

FUNDAMENTALS
IMPACT

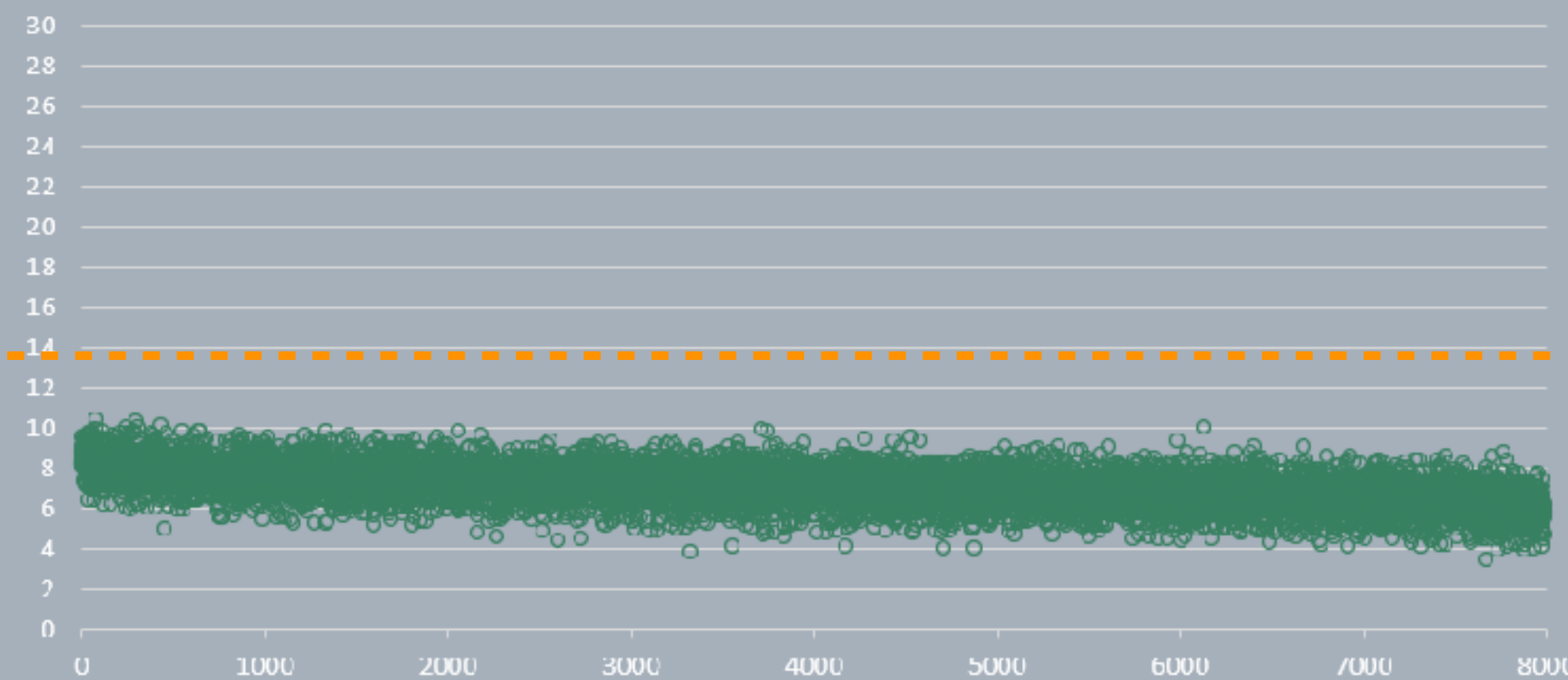
WWW.POWERUPGAMMAS.COM

加入一些风控及规则

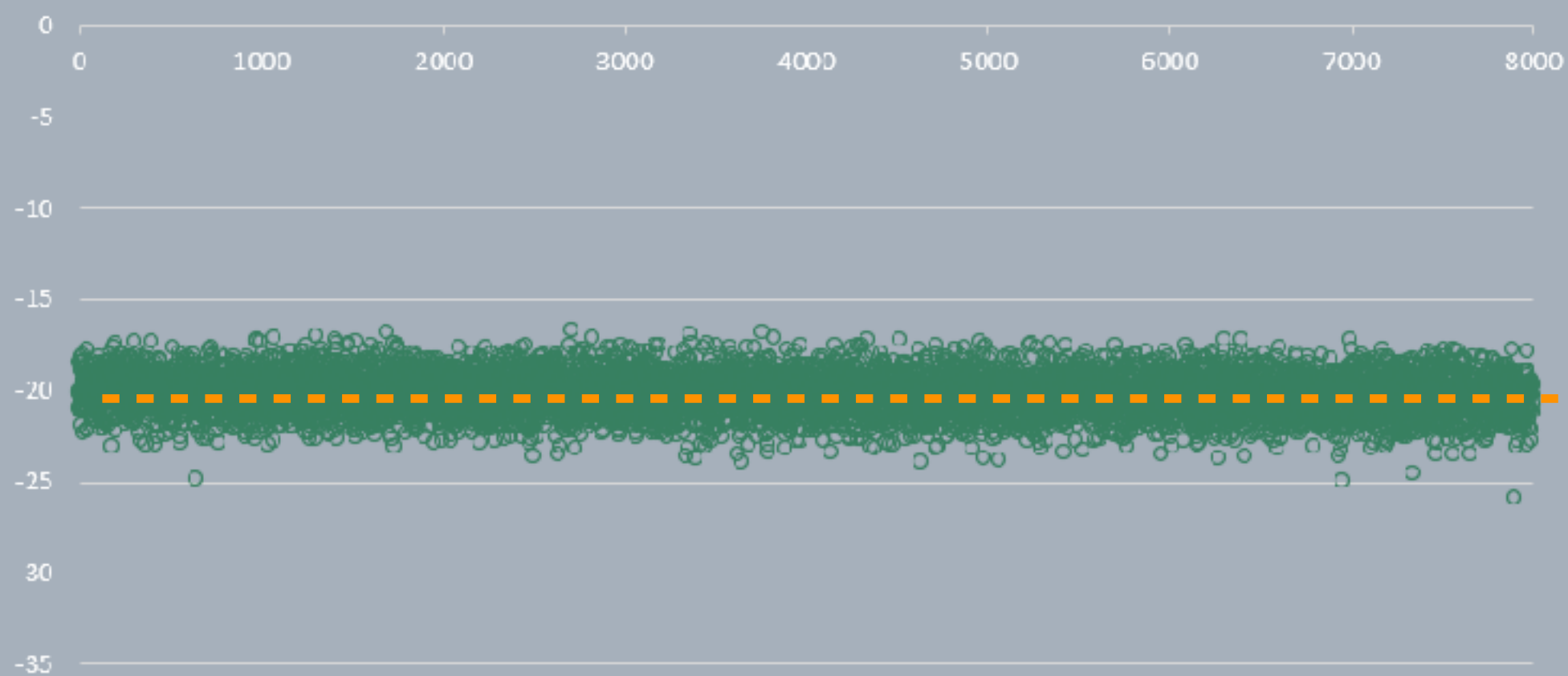
CAR | Good / B&H*



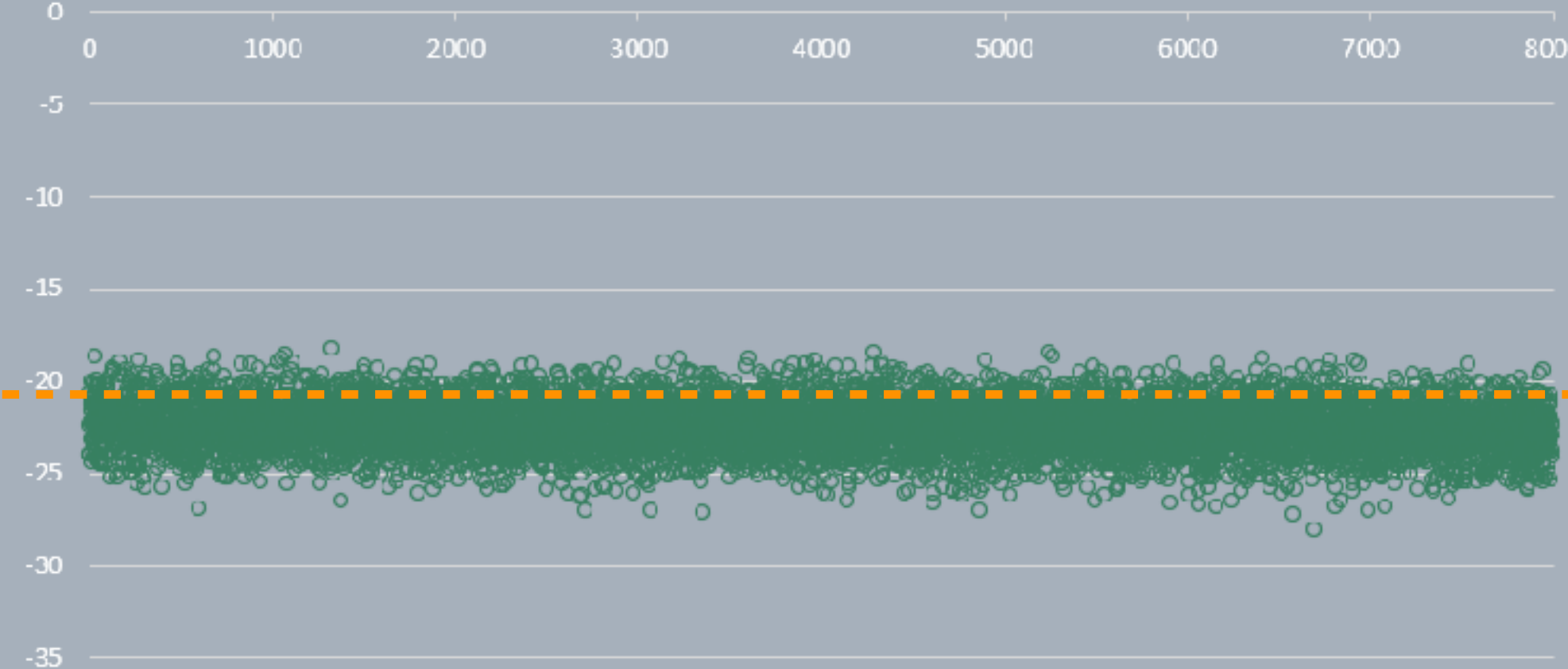
CAR | Undesirable / B&H*



MDD | Good / B&H*



MDD | Undesirable / B&H*



**FREE
TUTORIAL**



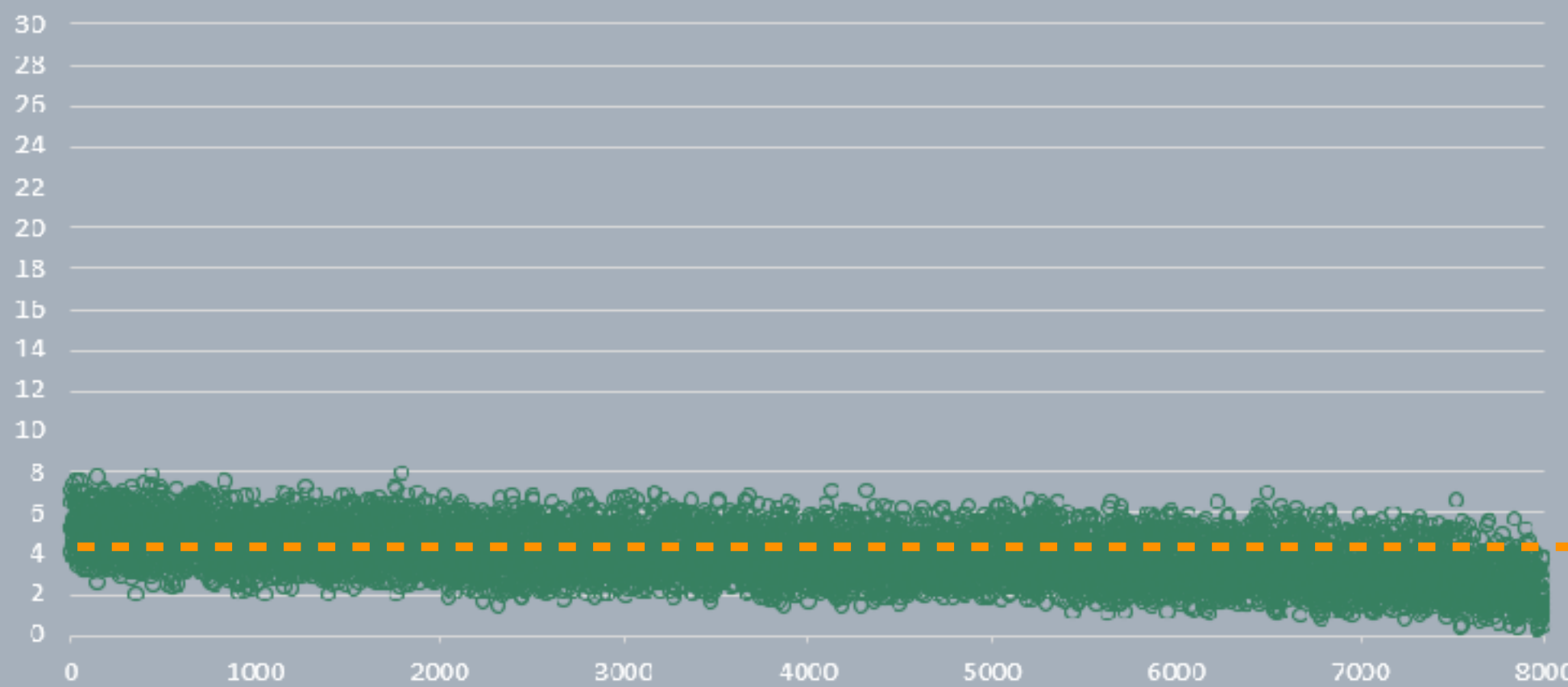
EVIDENCE-BASED TECHNICAL ANALYSIS

FUNDAMENTALS
IMPACT

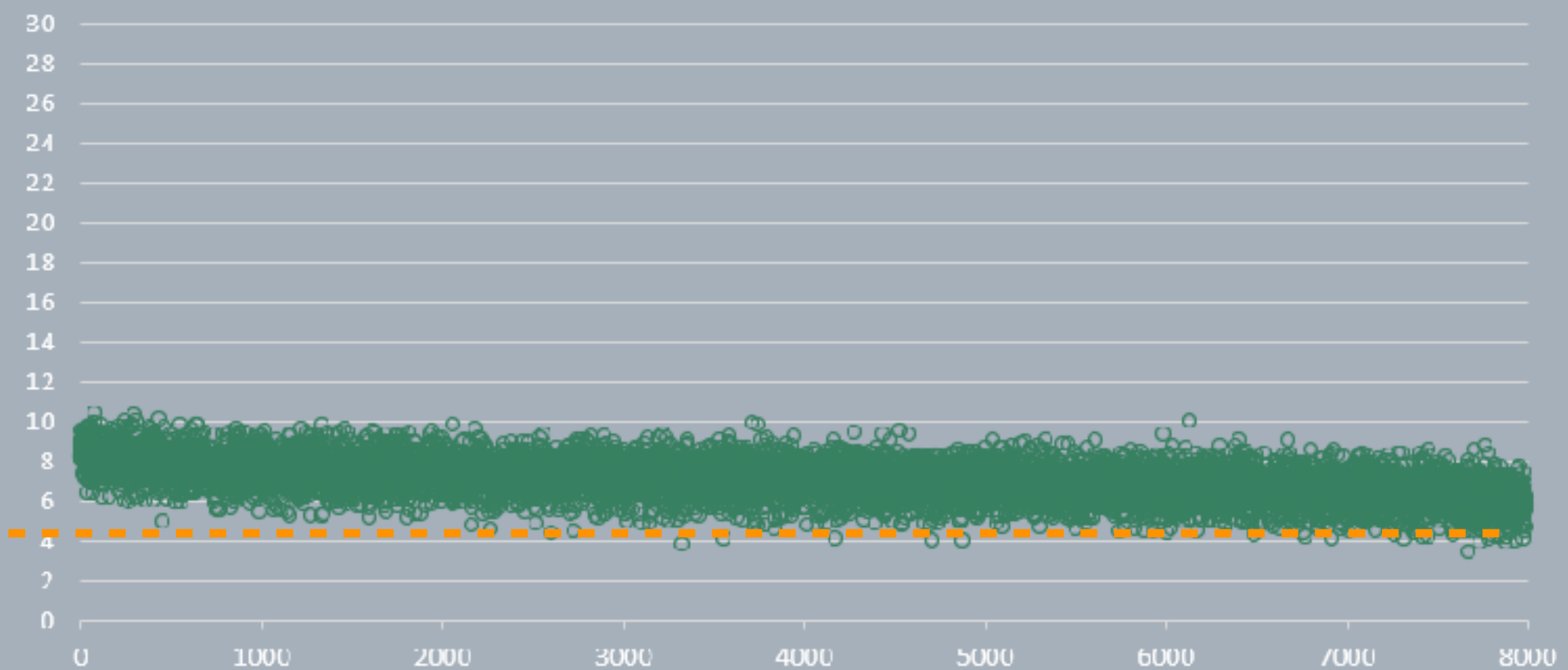
WWW.POWERUPGAMMAS.COM

净变化

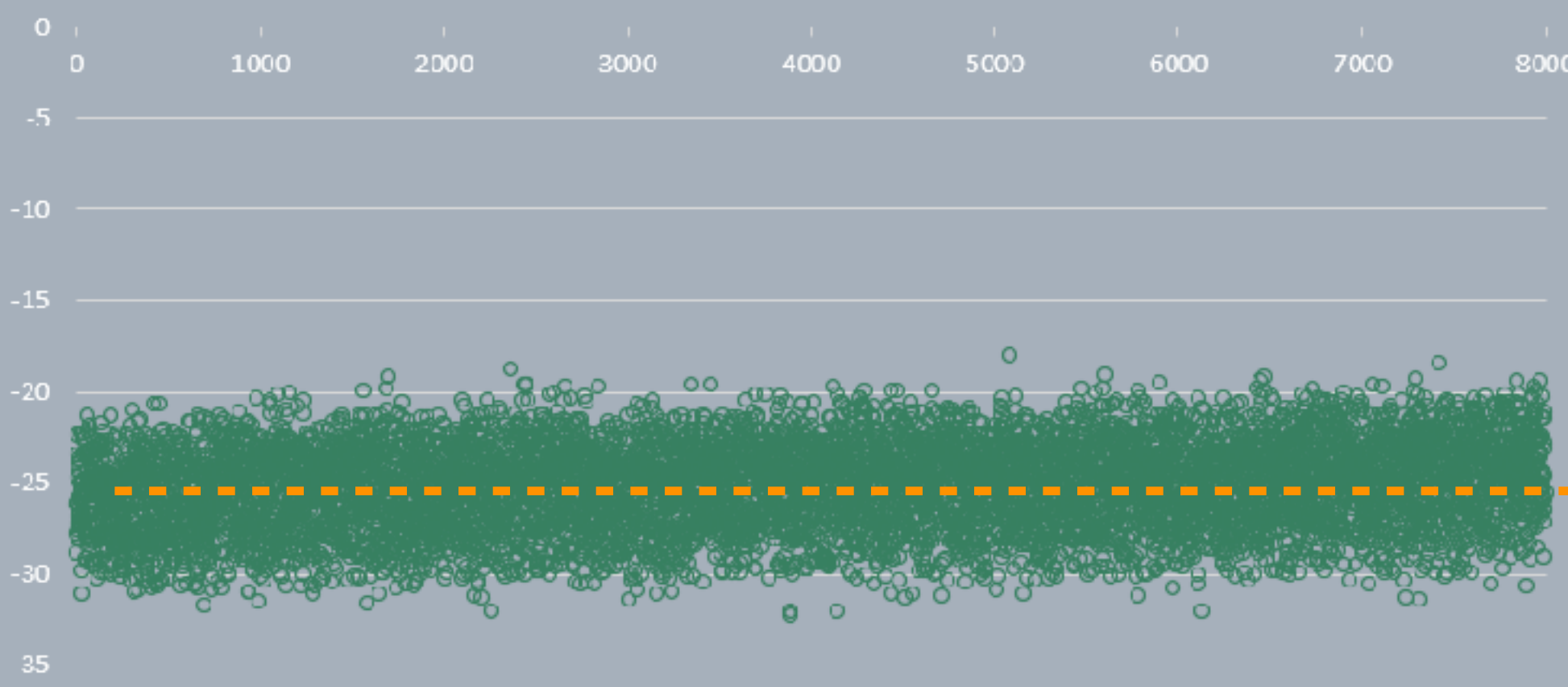
CAR | Undesirable / B&H



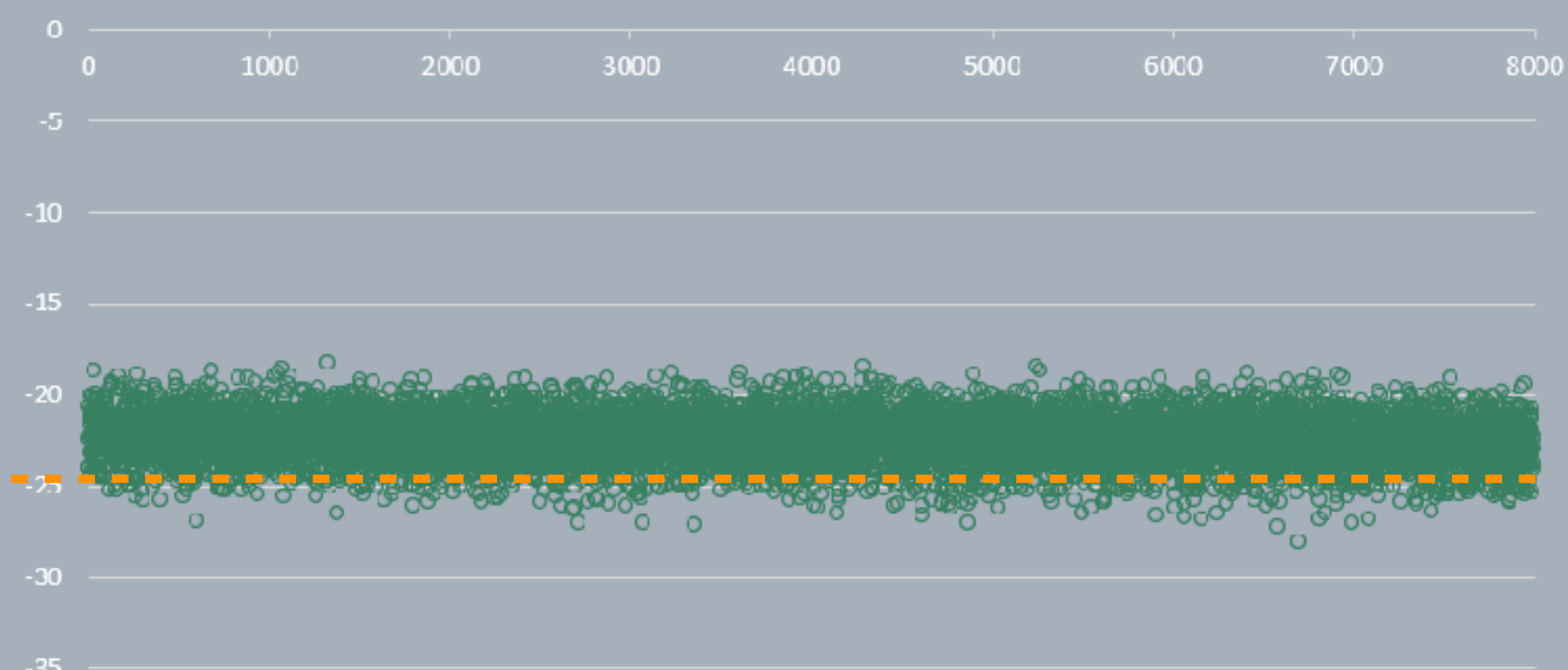
CAR | Undesirable / B&H*



MDD | Undesirable / B&H



MDD | Undesirable / B&H*





What's the Point...

- **5 Year's Looking-Back Data (EPS / Sales)**
- **其他指标: ROA / Cashflow / S&L Debts...**
- **启发多元, 自由发挥**



**FREE
TUTORIAL**



EVIDENCE-BASED TECHNICAL ANALYSIS

FUNDAMENTALS IMPACT

WWW.POWERUPGAMMAS.COM



PowerUpGammas
SCHOOL



OPTION
CRASH COURSE 期权破冰课

研修·期权投资策略
OPTION AS A STRATEGIC INVESTMENT

OASI

BUNDLE
OCC / OASI 打包购买 享受折扣

IBKR
POWER COURSE
盈透·期权攻略

BUNDLE
OCC / OASI / IPC 打包购买 享受折扣

GAMMAS
TECHNICAL
LAB
技术分析实验室

OPTION
AWARENESS
BUILDER